



LCD Display in Sleep Mode

Game Rules

Your electronic dartboard is loaded with games and options. The rules for each game are detailed below in the order they appear on the LCD display when paging through the games. The game number is indicated next to each game for your reference.

301 (G01)

This popular tournament and pub game is played by subtracting each dart from the starting number (301) until the player reaches exactly 0 (zero). If a player goes past zero it is considered a "Bust" and the score returns to where it was at the start of that round. For example, if a player needs a 32 to finish the game and he/she hits a 20, 8, and 10 (totals 38), the score goes back to 32 for the next round.

In playing the game, the double in / double out option can be chosen (double out is the most widely used option).

401 (G02) Starting number 401

501 (G03) Starting number 501

601 (G04) Starting number 601

701 (G05) Starting number 701

801 (G06) Starting number 801

901 (G07) Starting number 901

CRICKET (G08)

Cricket is a strategic game for accomplished players and beginners alike. Players throw for numbers best suited for them and can force opponents to throw for numbers not as suitable for them. The object of Cricket is to "close" all of the appropriate numbers before one's opponent while racking up the highest number of points.

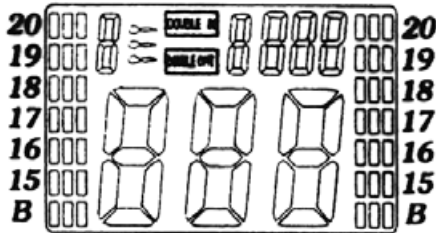
Only the numbers 15 through 20 and the inner/outer bullseye are used. Each player must hit a number 3 times to "open" that segment for scoring (Refer to Tournament Cricket Scoring section for explanation on how players' marks are registered). A player is then awarded the number of points of the "open" segment each time he/she throws a dart that lands in that segment, provided their opponent has not closed that segment. Hitting the double ring counts as two hits, and the triple ring counts as 3 hits.

Numbers can be opened or closed in any order. A number is "closed" when the other player(s) hit the open segment 3 times. Once a number has been "closed", any player for the remainder of the game can no longer score on it.

Winning - The side closing all the numbers first and accumulating the highest point total is the winner. If a player "closes" all numbers first but is behind in points, he/she must continue to score on the "open" numbers. If the player does not make up the point deficit before the opposing player(s) "closes" all the numbers, the opposing side wins. Play continues until all segments are closed - the winner is the player with the highest score.

Cricket Scoring Display

This dartboard utilizes a dedicated scoreboard within the LCD display that keeps track of each player's segment status when playing Cricket. When Cricket is selected, individual characters will be utilized to register marks. There are 3 separate lights within each number (15 through 20 and bullseye). During play, one of the status lights will turn on (black will appear) as a segment is hit. If a double or triple of an active number is hit, 2 or 3 lights will turn on respectively.



NO-SCORE CRICKET (G09)

Same rules as standard Cricket except there is no point scoring. The object of this version is to be the first to simply "close" all the appropriate numbers (15 through 20 and the bullseye).

SCRAM (G10) (For 2 players only)

This game is a variation of Cricket. The game consists of two rounds. The players have a different objective in each round. In round 1, player 1 tries to "close" (score 3 hits in each segment - 15 to 20 and bullseye). During this time, player 2 attempts to rack up as many points in the segments that the other player has not yet closed. Once player 1 has closed all segments, round 1 is complete. In round 2, each player's roles are reversed. Now, player 2 tries to close all the segments while player 1 goes for points.

The game is over when round 2 is complete (player 2 closes all segments). The player with the highest point total is the winner.

CUT-THROAT CRICKET (G11)

Same basic rules as standard Cricket except once scoring begins, points are added to your opponent(s) total. The object of this game is to end up with the fewest points. This variation of Cricket offers a different psychology to the players. Rather than adding to your own score and helping your own cause as in standard Cricket, Cut-Throat offers the benefit of racking up points for your opponent(s), digging him in a deeper hole. Competitive players will love this variation!

COUNT-UP 300 (G12)

The object of this game is to be the first player to reach the specified point total (300). Point total is specified when the game is selected. Each player attempts to score as many points as possible per round. Doubles and triples count 2 or 3 times the numerical value of each segment. For example a dart that lands in the triple 20 segment is scored as 60 points. The cumulative scores for each player will be displayed in the LCD display as the game

progresses. **Additional variations of this game are detailed below. The rules are the same except the point total varies as indicated in the number.**

COUNT-UP 400 (G13)

COUNT-UP 500 (G14)

COUNT-UP 600 (G15)

COUNT-UP 700 (G16)

COUNT-UP 800 (G17)

COUNT-UP 900 (G18)

COUNT-UP 999 (G19)

High Score - 3 Rounds (G20)

The rules for this competitive game are simple - Rack up the most points in three rounds (nine darts) to win. Doubles and triples count as 2x and 3x that segment's score respectively.

Additional variations of this game are detailed below. The rules are the same except the number of rounds varies as indicated in the number.

High Score - 4 Rounds (G21)

High Score - 5 Rounds (G22)

High Score - 6 Rounds (G23)

High Score - 7 Rounds (G24)

High Score - 8 Rounds (G25)

High Score - 9 Rounds (G26)

High Score - 10 Rounds (G27)

High Score - 11 Rounds (G28)

High Score - 12 Rounds (G29)

High Score - 13 Rounds (G30)

High Score - 14 Rounds (G31)

ROUND-THE-CLOCK - r1 singles (G32)

Each player attempts to score in each number from 1 through 20 and bullseye in order. Each player throws 3 darts per turn. If a correct number is hit, he/she tries for the next number in sequence. The first player to reach 20 is the winner.

The display will indicate which segment you are shooting for. A player must continue shooting for a segment until it is hit. The display will then indicate the next segment you should shoot for.

There are many difficulty settings available for this game. Each game has the same rules, the differences are detailed as follows:

ROUND-THE-CLOCK 5 (G33) - Game starts at segment number 5

ROUND-THE-CLOCK 10 (G34) - Game starts at segment number 10

ROUND-THE-CLOCK 15 (G35) - Game starts at segment number 15

Since this game does not utilize point scoring, the double and triple rings count as single numbers.

We have added some additional levels of difficulty to this game for those looking for a real challenge!:

ROUND-THE-CLOCK Double (G36) - Player must score a **Double** in each segment from 1 through 20 in order.

ROUND-THE-CLOCK Double 5 (G37) - Game starts at double segment 5

ROUND-THE-CLOCK Double 10 (G38) - Game starts at double segment 10

ROUND-THE-CLOCK Double 15 (G39) - Game starts at double segment 15

ROUND-THE-CLOCK Triple (G40) - Player must score a **Triple** in each segment from 1 through 20 in order.

ROUND-THE-CLOCK Triple 5 (G41) - Game starts at triple segment 5

ROUND-THE-CLOCK Triple 10 (G42) - Game starts at triple segment 10

ROUND-THE-CLOCK Triple 15 (G43) - Game starts at triple segment 15

KILLER (G44)

This game will really show who your friends are. The game can be played with as few as two players, but the excitement and challenge builds with even more players. To start, each player must select his number by throwing a dart at the target area. The LCD display will indicate "SEL" at this point. The number each player gets is his assigned number throughout the game. No two players can have the same number. Once each player has a number, the action starts.

Your first objective is to establish yourself as a "Killer" by hitting the double segment of your number. Once your double is hit, you are a "Killer" for the rest of the game. Now, your objective is to "kill" your opponents by hitting their segment number until all their "lives" are lost. The last player to remain with lives is declared the winner. It is not uncommon for players to "team up" and go after the better player to knock him out of the game.

DOUBLE DOWN (G45)

Each player starts the game with 40 points. The object is to score as many hits in the active segment of the current round. The first round, the player must throw for the 15 segment. If no 15's are hit, his score is cut in half. If some 15's are hit, each 15 (doubles and triples count) is added to the starting total. The next round players throw for the 16

segment and hits are added to the new cumulative point total. Again, if no hits are registered, the point total is cut in half.

Each player throws for the numbers as indicated in the chart below in order (the LCD screen will indicate the active segment in which to throw). The player who completes the game with the most points is the winner.

	15	16	D	17	18	T	19	20	B	TOTAL
Player 1										
Player 2			↑			↑				

Any Double
Any Triple

DOUBLE DOWN 41 (G46)

This game follows similar rules as standard Double Down as described above with two exceptions. First, instead of going from 15 through 20 and bullseye, the sequence is reversed which will be indicated on the LCD display. Second, an additional round is included toward the end in which players must attempt to score three hits that add up to 41 points (20, 20, 1; 19, 19, 3; D10, D10, 1; etc.). This "41" round adds an extra level of difficulty to the game.

Remember, a player's score is cut in half if not successful, so the "41" round presents quite a challenge!

	20	19	D	18	17	T	16	15	41	B	TOTAL
Player 1											
Player 2			↑			↑			↑		

Any Double Any Triple '41' Round

ALL FIVES - 51 (G47)

The entire board is in-play for this game (all segments are active). With each round (of 3 darts) each player has to score a total which is divisible by 5. Every "five" counts as one point. For example 10, 10, 5 = 25. Since 25 is divisible by 5 fives, this player scores 5 points (5 x 5 = 25).

If a player throws 3 darts that are not divisible by 5, no points are given. Also, the last dart of each round must land in a segment. If a player throws the third dart and it lands in the catching area (or misses the board completely), he earns no points even if the first two

darts are divisible by 5. This prevents a player from "tanking" the third throw if his first two are good. The first player to total fifty-one (51) "fives" is the winner. The LCD screen will keep track of the point totals. **Additional variations of this game are detailed below. The rules are the same except the total needed to win varies as indicated in the number following the game.**

ALL FIVES - 61 (G48)

ALL FIVES - 81 (G50)

ALL FIVES - 71 (G49)

ALL FIVES - 91 (G51)

SHANGHAI - 1 (G52)

Each player must progress around the board from 1 through 20 in order. Players start at number 1 and throw 3 darts. The object is to score the most points possible in each round of 3 darts. Doubles and triples count toward your score. The player with the highest score after completing all twenty segments is the winner. **Additional variations of this game are detailed below. The rules are the same except the starting segment varies as indicated in the number following the game.**

SHANGHAI 5 (G53) - Game starts at segment 5

SHANGHAI 10 (G54) - Game starts at segment 10

SHANGHAI 15 (G55) - Game starts at segment 15

GOLF - 9 Holes (G56)

This is a dartboard simulation of the game golf (but you don't need clubs to play). The object is to complete a round of 9 through 18 "holes" with the lowest score possible. The Championship "course" consists of all par 3 holes making par 27 for a nine hole round or 54 for a round of 18.

The segments 1 through 18 are used with each number representing a "hole." You must score 3 hits in each hole to move to the next hole. Obviously, double and triples affect your score as they allow you to finish a hole with fewer strokes. For example, throwing a triple on the first shot of a hole it is counted as an "eagle" and that player gets a completes that hole with 1 "stroke."

Note: The active player continues to throw darts until he "holes out" (scores 3 hits on the current hole). The voice announcer will indicate the player that is up - listen carefully to avoid shooting out of sequence. By the way, there are no "gimmes" in this game! **Additional variations of this game are detailed below. The rules are the same except the number of holes needed to play.**

GOLF - 18 Holes (G57) - Same as above except play lasts 18 holes (rounds)

FOOTBALL (G58)

Strap your helmet on for this game! The first thing necessary is to select each player's "playing field." Each player can do this by throwing a dart or by manually pressing a segment on the board. This is entirely up to you, but whichever segment is select becomes your starting point which carries through the bullseye and directly across to the other side of the bullseye.

For example, if you select the 20 segment, you start on the double 20 (outer ring) and continue all the way through to the double 3. The "field" is made up of 11 individual segments and must be hit in order. So, keeping with the example above, you must throw darts in the following segments in this order:

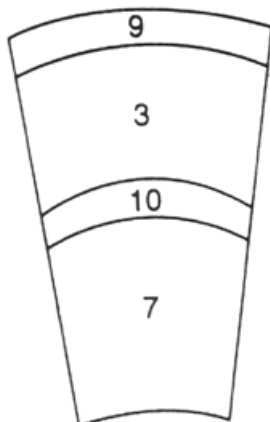
Double 20 ... Outer Single 20 ... Triple 20 ... Inner Single 20 ...
Outer Bullseye ... Inner Bullseye ... Outer Bullseye ... Inner Single 3 ...
Triple 3 ... Outer Single 3 ... and finally a Double 3.

The First player to "score" is the winner. The LED display will keep track of your progress and indicate the segment you need to throw for next.

BOWLING (G59)

This dartboard adaptation of bowling is a real challenge! It is a difficult game in that you must be very accurate to rack up a decent score. Player one starts the game. You must select your "alley" by either throwing dart or manually pressing segment of choice. Once alley is selected, you have 2 remaining darts to throw in which to score points or "pins." Each specific segment in your "alley" is worth a given pin total:

Segment	Score
Double	9 pins



Outer Single	3 pins
Triple	10 pins
Inner Single	7 pins

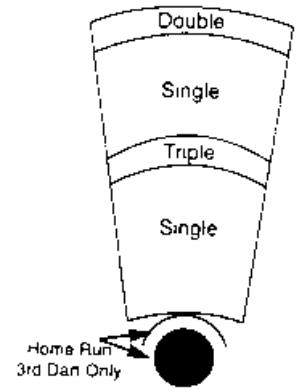
There are several rules for this game as follows:

1. A perfect game score would be 200 in this version of bowling
2. You cannot hit the same singles segment twice within the same "frame" (round). The second hit will count as zero points. **Hint: Try to hit each single to reach 10 points in the frame.**
3. You can score 20 points per "frame" by hitting the triple segment twice.
4. Hitting the double segment with your second dart will only count as 10 points if you scored a double on your first throw. Otherwise you will score a total of 9 points by throwing a double with your second dart.

BASEBALL - 6 Innings (G60)

This dartboard version of baseball takes a great deal of skill. As in the real game, a complete game consists of 9 innings. Each player throws 3 darts per "inning." The field is laid out as shown in the diagram.

Segment	Result
Singles segments	"Single" - one base
Doubles segment	"Double" - two bases
Triples segment	"Triple" - Three bases
Bullseye	"Home Run" (can only be attempted on third dart of each round)



The object of the game is to score as many runs as possible each inning. The player with the most runs at the end of the game is the winner.

BASEBALL - 9 Innings (G61) - Same as above except 9 innings (rounds).

STEEPLECHASE (G62)

The object of this game is to be the first player to finish the "race" by being the first to complete the "track." The track starts at the 20 segment and runs clockwise around the board to the 5 segment and ends with a bullseye. Sounds easy right? What has not yet been specified is that you must hit the inner single segment of each number to get through the course. This is the area between the bullseye and the triples ring. And, as with a real steeplechase, there are obstacles throughout the course to hurdle. The four hurdles are found at the following places:

- 1st fence Triple 13 • 2nd fence Triple 17
- 3rd fence Triple 8 • 4th fence Triple 5

The first player to complete the course and hit the bullseye wins the race.

SHOVE A PENNY (G63)

Only the numbers 15 through 20 and the bullseye are used. Singles are worth 1 point, doubles are worth 2, and triples are worth 3 points. Each player must throw for the numbers in order with the objective of scoring 3 points in each segment to move on to the next. If a player scores more than 3 points in any one number, the excess points are given to the next player. The first player to score 3 points in all segments (15 - 20 and bull) is the winner.

NINE-DART CENTURY (G64)

The object of this game is to attempt to score 100 points, or come as close as possible, after 3 rounds (9 darts). Doubles and triples count as 2x and 3x their value respectively. Going over 100 points is considered a "bust" and causes you to lose unless all players go over. In that case, the player closest to 100 wins (player that scored the lowest amount over 100).

GREEN VS. RED (G65)

(2 players only)

This game is a race around the board, where skill at hitting doubles and triples pays off with victory. Player 1 is "green" and player 2 is "red." Player 1 shoots for only doubles and triples that are green and works around the board clockwise. Player 2 starts at 20 and works around the board counter-clockwise, shooting for red segments (the temporary score display will indicate which segment to throw for). Note: a maximum of one double and one triple of the same number can be scored in a single round.

What's more, hitting the wrong number (of your opponent's color) **subtracts** that amount from your score - so be careful.

The player with the most points after completion of the game is the winner.

Game Menu

Game # Description

G01	301	G34	Round the clock r10 singles
G02	401	G35	Round the clock r15 singles
G03	501	G36	Round the clock 1 doubles
G04	601	G37	Round the clock 5 doubles
G05	701	G38	Round the clock 10 doubles
G06	801	G39	Round the clock 15 doubles
G07	901	G40	Round the clock 1 triples
G08	Cricket	G41	Round the clock 5 triples
G09	No-score cricket	G42	Round the clock 10 triples
G10	Scram	G43	Round the clock 15 triples
G11	Cut throat cricket	G44	Killer
G12	Count up 300	G45	Double down
G13	Count up 400	G46	Double down 41
G14	Count up 500	G47	All fives 51
G15	Count up 600	G48	All fives 61
G16	Count up 700	G49	All fives 71

G17	Count up 800	G50	All fives 81
G18	Count up 900	G51	All fives 91
G19	Count up 999	G52	Shanghai 1
G20	Hi Score (3 rounds)	G53	Shanghai 5
G21	Hi Score (4 rounds)	G54	Shanghai 10
G22	Hi Score (5 rounds)	G55	Shanghai 15
G23	Hi Score (6 rounds)	G56	Golf-9 holes
G24	Hi Score (7 rounds)	G57	Golf-18 holes
G25	Hi Score (8 rounds)	G58	Football
G26	Hi Score (9 rounds)	G59	Bowling
G27	Hi Score (10 rounds)	G60	Baseball-6 inning
G28	Hi Score (11 rounds)	G61	Baseball-9 inning
G29	Hi Score (12 rounds)	G62	Steeplechase
G30	Hi Score (13 rounds)	G63	Shove a penny
G31	Hi Score (14 rounds)	G64	Nine dart century
G32	Round the clock r1 S	G65	Green vs Red
G33	Round the clock r5 S		

For prompt warranty service and special offers, please register your Halex product by visiting our website at www.regent-halex.com or send in the warranty registration card provided. Please be sure to visit our website to order additional parts not covered under the warranty, as well as on-line instruction manuals and new product information.

A purchase receipt or other proof of date of purchase will be required before warranty service is performed. Requests for warranty service can be provided by e-mailing the Customer Service Department at Csdartboards@regent-halex.com or by calling customer service at:

877-516-9707 (Toll-Free)
10:30 AM to 6:30 PM, EST. (Dec. through Feb.)
10:30 AM to 5:00 PM, EST. (March through Nov.)

Or send request in writing to:

Regent Sports Corporation
45 Ranick Road
Hauppauge, NY 11788
Attn: Halex Customer Service
This warranty gives you specific legal rights and you may have other rights, which vary, from state to state.

Important Notes

Stuck Segment

Occasionally, a dart will cause a segment to become wedged within the segment separator web. If this happens, all play will be suspended and the LCD display will indicate the segment number that is stuck.

To free the segment, simply remove the dart or broken tip from the segment. If the problem is still not solved, try wiggling the segment until it is loose. The game will then resume where it left off.

Broken Tips

From time to time a tip will break off and become stuck in the segment. Try to remove it with a pair of pliers or tweezers by grasping the exposed end and pulling it out of the segment. If this is not possible, you can attempt to push the tip through to the back of the segment. Use a nail that is smaller than the hole and gently push the tip until it falls through the other side. Be careful not to push too far and damage the circuitry behind the segment.

Don't be alarmed if tips break. This is a normal occurrence when playing soft tip darts. We include a pack of replacement tips that should keep you supplied for quite some time. When replacing tips, make sure you use the same type of tips that come with this dartboard.

Darts

It is recommended that you do not use darts that exceed 17 grams on this dartboard. The darts included with this dartboard are 8 grams and use standard soft tips. Replacement tips are available at most retailers carrying dart products. Look for soft tip dart accessories for all your electronic dart needs.

Cleaning your Electronic Dartboard

Your electronic dartboard will provide many hours of competition if cared for properly. Regular dusting of the cabinet is recommended using a damp cloth. A mild detergent can be used if necessary. The use of abrasive cleaners or cleaners that contain ammonia may cause damage and should not be used. Avoid spilling liquid onto the target area since it can result in permanent damage and is not covered by the warranty.

Accessories / Spare Parts

<u>Item #</u>	<u>Description</u>	<u>Price</u>
100-64675	12 darts with replacement Tips	\$12.95
100-64670	AC Adapter	\$11.95
68950-00	Aluminum Shafts (3 pack)	\$ 4.50
68750-00	48-pack replacement tips	\$ 5.95
68670	Metallic Flights (3 pack). Assorted Styles	\$ 3.50
68730	Soft Tip Starter Kit (toe line, measuring tape, and 48 soft tips)	\$ 9.95

Prices include shipping and handling.

To place order:

MasterCard/Visa

Call Customer Service at 877-516-9707 (Toll-Free) and specify item number. Have your credit card number ready when you place call.

Mail

Make check payable to: **Regent Sports Corporation** and send to the following address:

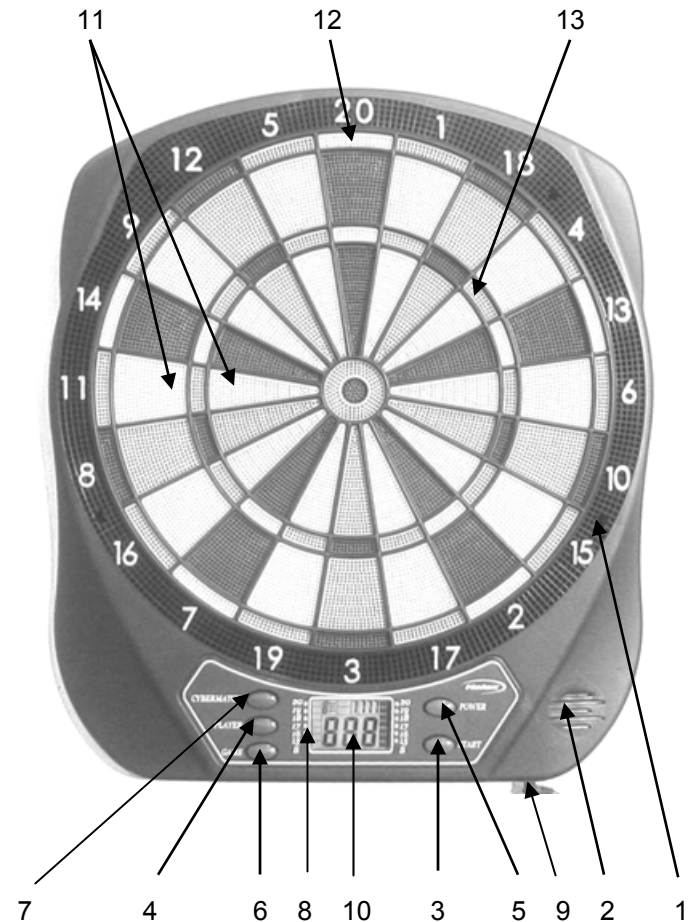
P.O. Box 11357
Hauppauge, NY 11788

Please do not send cash. Please indicate item # on check.

LIMITED-1 YEAR WARRANTY

This Halex product is warranted to be from defects in workmanship or materials at the time of purchase for a period of one year.

Should any evidence of defects appear within the limited warranty period after the date of purchase, Regent Sports will either send replacement parts or advise another course of action. A list of replaceable parts can be found on the parts order page of this manual. Parts not listed on this order form are not replaceable. This warranty covers normal consumer use and does not cover failures, which result from alterations, accidents, misuse, abuse, or neglect.



1. Catch Ring
2. Speaker
3. Start/Hold Button
4. Game Button
5. Power Button
6. Score/Player/Page Button
7. CyberMatch Button
8. Cricket Scoring
9. Built-in Jack (for optional a/c adapter)
10. LCD Display
11. Singles Ring
12. Doubles Ring
13. Triples Ring

Bull's Eye NEWS

The Dart Players' Magazine

Introduction...

Bull's-Eye News Magazine is a bi-monthly publication, covering both steel-tip and electronic (soft-tip) darts information.

Each issue is packed with strategy tips, player interviews, and real-world advice on mastering the mental, mechanical and physical aspects of this exciting sport.

Additionally, BEN is also the premier, North American resource for monthly tournament calendar information, new product announcements, national and international tournament reports, complete tournament results, and comprehensive league news and information.

In other words... **We are The Dart Players' Magazine!**

Congratulations on the purchase of your new Regent-Halex Brand Product! You now own one of the finest pieces of darts equipment available today, and the staff of Bull's-Eye News Magazine would now like to help you build superior game-playing skills to match!

When you're ready to elevate your game; throw more accurately; win more often; and enjoy this exciting indoor sport to its fullest, please visit us online to discover why Bull's-Eye News truly is "The Dart Players' Magazine!"

Subscription Plan	<input checked="" type="checkbox"/> One	Or visit us @ www.BullsEyeNews.com		
	U.S. Subscribers	Canada U.S. \$	Canada Canadian \$	Overseas U.S. \$ Only
One Year (6 Issues)	\$15 <input type="checkbox"/>	\$15 <input type="checkbox"/>	\$24 <input type="checkbox"/>	\$40 <input type="checkbox"/>
Two Years (12 Issues)	\$25 <input type="checkbox"/>	\$25 <input type="checkbox"/>	\$40 <input type="checkbox"/>	\$75 <input type="checkbox"/>
Three Years (18 Issues)	\$30 <input type="checkbox"/>	\$30 <input type="checkbox"/>	\$50 <input type="checkbox"/>	\$100 <input type="checkbox"/>

Name: _____
 Address: _____
 City: _____ State/Province: _____
 Zip/Postal Code: _____ Phone: _____
 MC/Visa #: _____ Expiration Date: _____

www.bullseyenews.com

Bull's Eye News • P.O. Box 321 • Pickerington, OH 43147 • 614.864.3039



Be sure to check out our web site at:
www.regent-halex.com

• Parts Ordering • Owners Manuals • Product Information

© 2004
 Regent Sports Corporation
 Hauppauge, New York 11788