


TABLE

Games

Assembly instructions



50810-119
50810



Should you have a defect or parts issue, please refer to the warranty instructions listed below and contact Regent Sports at our toll free number!!

LIMITED 90 DAY WARRANTY

This Halex product is warranted to be free from defects in workmanship or materials at the time of purchase for a period of 90 (ninety) days. Certain restrictions apply (see below).

Should any evidence of defects appear within the limited warranty period after the date of purchase, Regent Sports will either send replacement parts or advise of another course of action. A list of replaceable parts can be found on the parts order form page of this manual. Parts not listed on this order form are not replaceable. **Table tops, playing surfaces, and main frames are not replaceable.** This warranty covers normal consumer use and does not cover failures, which result from alterations, accidents, misuse, abuse, or neglect.

For prompt warranty service and special offers, please register your Halex product at our customer service center by visiting our website at: www.regent-halex.com. Enter the following unique registration number followed by the item number of your table found on the cover of this manual: 1ZAK7 _____. You must register your product within 30 days of purchase to be eligible for warranty service. Please make sure to visit our website to order additional parts not covered under the warranty, as well as on-line instruction manuals and new product information. You may also order parts by calling our automated voice recognition system (877) 516-8707.

A purchase receipt or other proof of date of purchase will be required before warranty service is performed. Requests for warranty service can be provided by e-mailing the customer service department at cstables@regent-halex.com or by calling customer service at:

877-516-9707 (Toll Free)

10:00 AM to 6:00 PM, EST. (Dec. through Jan.)

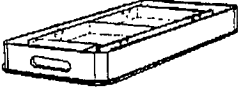


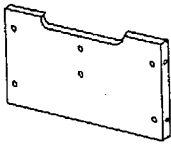
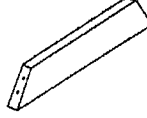


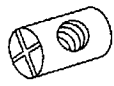





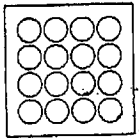
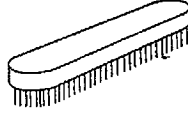

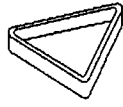

10:00 AM to 5:00 PM, EST. (Feb. through Nov.)

Or send request in writing to:

Regent Sports Corporation
45 Ranick Road
Hauppauge, NY 11788
Attn: Halex Customer Service

This warranty gives you specific legal rights and you may have other rights that vary from state to state.

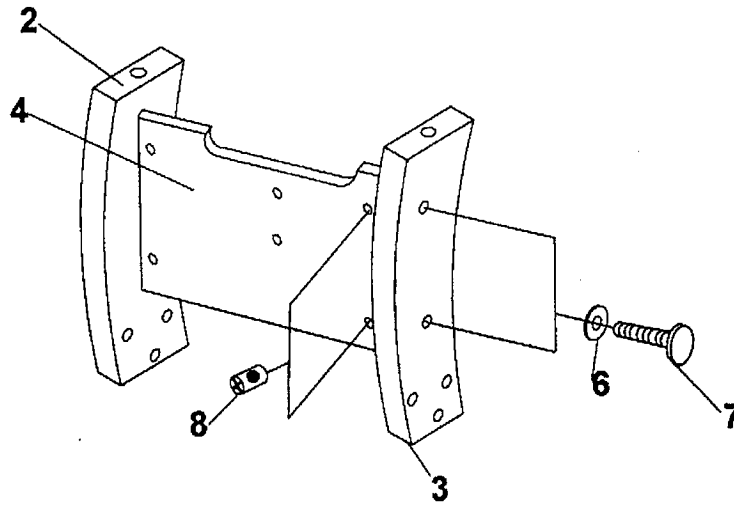
**50810 PARTS LIST & ASSEMBLY
PART 1. PARTS LIST**

<p>#1</p>  <p>Cabinet Frame 1 Piece</p>	<p>#2</p>  <p>Right Leg 2 Pieces</p>	<p>#3</p>  <p>Left Leg 2 Pieces</p>	<p>#4</p>  <p>Leg panel 2 Pieces</p>
<p>#5</p>  <p>Leg Connecting Panel 1 Pieces</p>	<p>#6</p>  <p>1/4" Washer 12 Pieces</p>	<p>#7</p>  <p>1/4" Bolt 12 Pieces</p>	<p>#8</p>  <p>1/4" Barrel Nut 12 Pieces</p>
<p>#9</p>  <p>Leg Bolt 12 Pieces</p>	<p>#10</p>  <p>Leg Washer 12 Pieces</p>	<p>#11</p>  <p>Leg Leveler 4 Pieces</p>	<p>#12</p>  <p>Wrench 1 Piece</p>
<p>#13</p>  <p>Allen Wrench 1 Piece</p>	<p>#14</p>  <p>Billiard Balls 1 Set</p>	<p>#15</p>  <p>Brush 1 pieces</p>	<p>#16</p>  <p>Chalk 2 Pieces</p>
<p>#17</p>  <p>Triangle 1 Piece</p>	<p>#18</p>  <p>Cue stick 2 pieces</p>		

PART 2. ASSEMBLY

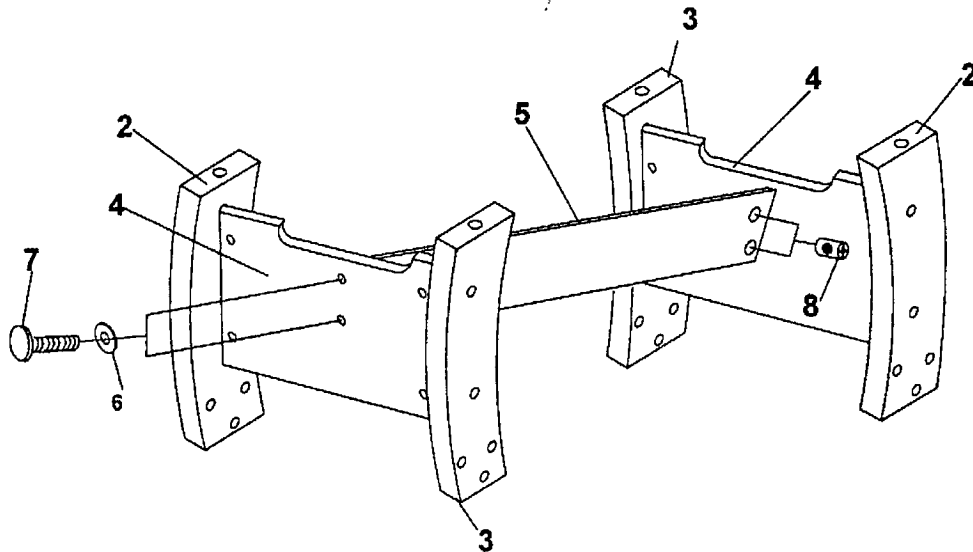
Step 1

Attach the Leg Panel #4 to the Right Leg #2 and Left Leg #3 using the Bolt #7, Barrel Nut #8 and Washer #6. Repeat steps with both leg panels.



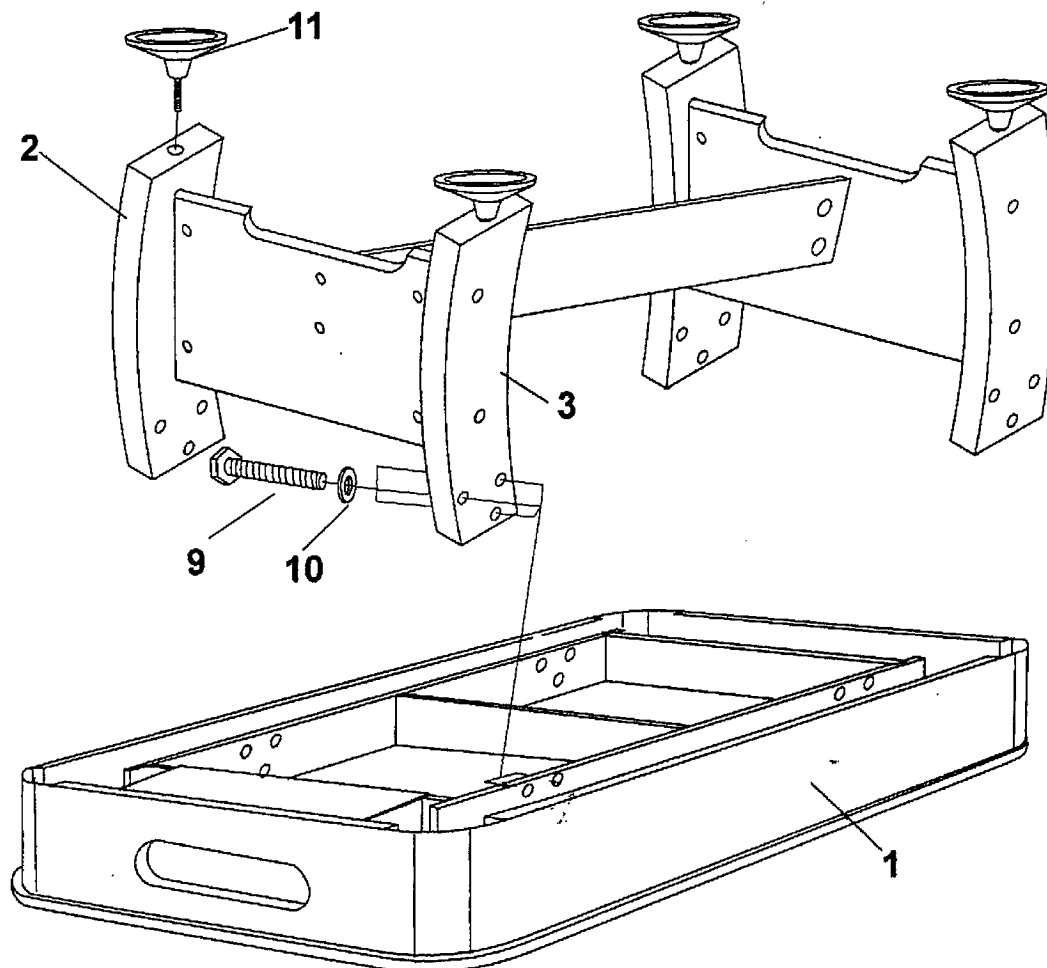
Step 2-

Attach the Leg Connecting Panel #5 to the leg panels using Bolt #7, Barrel Nut #8, and Washer #6.



Step 3

Attach the Leg Leveler #11 to each corner of the leg panels. Next attach the Cabinet Frame #1 to the legs using Leg Bolt #9 and Leg Washer #10.



PARTS ORDER FORM

If for some reason you are missing any assembly parts for your Halex game table, please call the Regent Sports Customer Service line at (1877) 516-9707 (toll free) between the hours of 10:00am and 5:00 pm EST or go online at www.regent-halex.com for parts ordering. Please refer to the REGENT SPORTS LIMITED WARRANTY concerning missing and defective parts.

Parts also may be ordered by filling out the form below. Please fill in all the information and return to:

REGENT SPORTS CORP.
45 RANICK ROAD
HAUPPAUGE, NEW YORK, 11788
ATTN: CUSTOMER SERVICE

REGENT SPORTS CORP. requires that all orders for replacement parts must be paid by check, money order, VISA, or MC. Cash is not accepted. Please make all checks or money orders payable to REGENT SPORTS CORP.

Please note all prices include shipping and handling.

Name of Purchaser: _____

Address: _____

City: _____

State: _____ Zip Code: _____

Phone: _____

Part #	Description	Quantity	Price	Total Cost
197-50810-02	Right leg	2	\$14.00 ea.	
197-50810-03	Left leg	2	\$14.00 ea.	
197-50810-04	Leg panel	2	\$12.00 ea.	
197-50810-05	Leg connecting panel	1	\$14.00 ea.	
197-50810-06	Washer 1/4"	12	\$1.25 ea.	
197-50810-07	Bolt 1/4"	12	\$1.25 ea.	
197-50810-08	Barrel Nut 1/4"	12	\$1.25 ea.	
197-50810-09	Leg bolt	12	\$1.25 ea.	
197-50810-10	Leg washer	12	\$1.25 ea.	
197-50810-11	Leg Leveler	4	\$5.00 ea.	

197-50810-12	Wrench	1	\$1.25 ea.	
197-50810-13	Allen key	1	\$1.25 ea.	
197-50810-14	Pool balls	1 set	\$20.00 ea.	
197-50810-15	Table brush	1	\$7.50 ea.	
197-50810-16	Cue chalk	2	\$1.00 ea	
197-50810-17	Triangle rack	1	\$6.00 ea	
197-50810-18	Pool Cues	2	\$16.00 ea	

Also be sure to check out our web site at:

www.regent-halex.com

• Parts Ordering • Owners Manual • Product Information



© 2007
Regent Sports Corporation
Hauppauge, New York