


50217-SC119

Casino
Sin/Condo

TABLE

Games

Assembly instructions



50217

Halex

TM

Should you have a defect or parts issue, please refer to the warranty instructions listed below and contact Regent Sports at our toll free number!!

LIMITED 90 DAY WARRANTY

This Halex product is warranted to be free from defects in workmanship or materials at the time of purchase for a period of 90 (ninety) days. Certain restrictions apply (see below).

Should any evidence of defects appear within the limited warranty period after the date of purchase, Regent Sports will either send replacement parts or advise of another course of action. A list of replaceable parts can be found on the parts order form page of this manual. Parts not listed on this order form are not replaceable. **Table tops, playing surfaces, and main frames are not replaceable.** This warranty covers normal consumer use and does not cover failures, which result from alterations, accidents, misuse, abuse, or neglect.

For prompt warranty service and special offers, please register your Halex product at our customer service center by visiting our website at: www.regent-halex.com. Enter the following unique registration number followed by the item number of your table found on the cover of this manual: 1ZAK7 _____. You must register your product within 30 days of purchase to be eligible for warranty service. Please make sure to visit our website to order additional parts not covered under the warranty, as well as on-line instruction manuals and new product information. You may also order parts by calling our automated voice recognition system (877) 516-8707.

A purchase receipt or other proof of date of purchase will be required before warranty service is performed. Requests for warranty service can be provided by e-mailing the customer service department at cstables@regent-halex.com or by calling customer service at:

877-516-9707 (Toll Free)

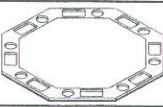

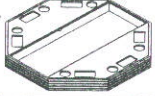












10:00 AM to 6:00 PM, EST. (Dec. through Jan.)

10:00 AM to 5:00 PM, EST. (Feb. through Nov.)

Or send request in writing to:

Regent Sports Corporation
45 Ranick Road
Hauppauge, NY 11788
Attn: Halex Customer Service

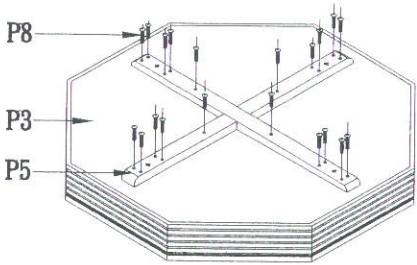
This warranty gives you specific legal rights and you may have other rights that vary from state to state.

PARTS IDENTIFIER (ASSEMBLY PARTS)			
	CODE NO	DESCRIPTION	QTY
	P1	POKER TABLE TOP	1PC
	P2	ROULETTE BOARD	1PC
	P3	MAIN FRAME	1PC
	P4	BOTTOM LEGS	4PCS
	P5	TABLE SUPPORT	2PCS
	P6	LEGS	4PCS
	P7	BOTTOM BOARD	1PC
	P8	BOLT M6X30mm	20PCS
	P9	ROULETTE WHEEL	1PC
	P10	RAKE	1PC
	P11	ROULETTE BALL	2PCS
	P12	DICE	1SET
	P13	DICE CUP	1PC
	P14	PLAYING CARD	2DECKS
	P15	POKER CHIP	1SET

ASSEMBLY INSTRUCTION

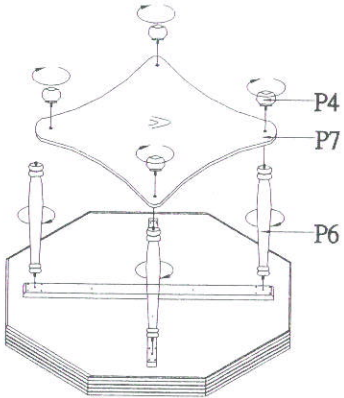
STEP 1

Attach table supports (P5) to the bottom of the main frame using bolts (P8). Follow diagram for proper placement.

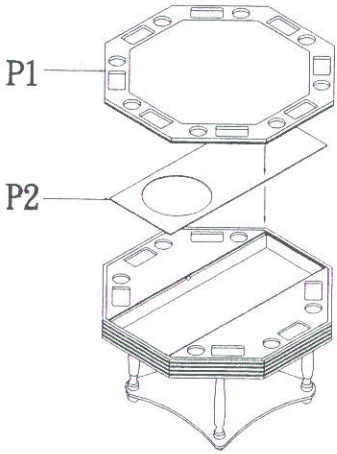


STEP 2

Attach Legs (P6). Screw each leg into the predrilled holes on the table supports. Next place Bottom Board (P7) on top of leg assembly. Finally screw in Bottom Leg (P4) to complete assembly.



STEP 3



With the help of another adult turn table over to playing position. Place remaining Roulette Board (P2) inside center of the table and place Poker Table Top (P1) over main frame.

PARTS ORDER FORM

If for some reason you are missing any assembly parts for your Halex game table, please call the Regent Sports Customer Service line at (1-877) 516-9707 (toll free) between the hours of 10:00am and 5:00 pm EST or go online at www.regent-halex.com for parts ordering. Please refer to the REGENT SPORTS LIMITED WARRANTY concerning missing and defective parts.

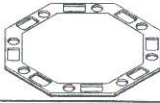














Parts also may be ordered by filling out the form below. Please fill in all the information and return to:

REGENT SPORTS CORP.
45 RANICK ROAD
HAUPPAUGE, NEW YORK, 11788
ATTN: CUSTOMER SERVICE

REGENT SPORTS CORP. requires that all orders for replacement parts must be paid by check, money order, VISA, or MC. Cash is not accepted. Please make all checks or money orders payable to REGENT SPORTS CORP. *Please note all prices include shipping and handling.*

Name of Purchaser: _____
Address: _____
City: _____
State: _____ Zip Code: _____
Phone: _____

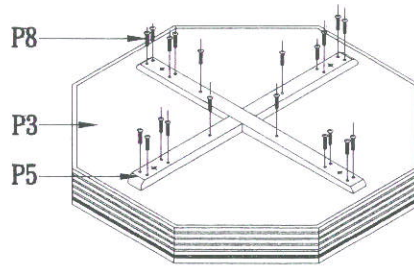
Part #	Description	Quantity	Price	Total Cost
196-50217-01	Poker Table Top	1	\$35.00	
196-50217-02	Roulette Board	1	\$15.00	
196-50217-04	Bottom Legs	4	\$5.00	
196-50217-05	Table Support	2	\$5.00	
196-50217-06	Legs	4	\$7.50	
196-50217-07	Bottom Board	1	\$5.00	
196-50217-08	Bolt M 6X30MM	20	\$1.00	
196-50217-09	Roulette Wheel	1	\$10.00	
196-50217-10	Rake	1	\$3.00	
196-50217-11	Roulette Ball	2	\$1.00	
196-50217-12	Dice	1 SET	\$2.00	
196-50217-13	Dice Cup	1	\$3.00	
196-50217-14	Player Cards	2 DECKS	\$5.00	
196-50217-15	Poker Chips	1 SET	\$7.50	

TABLEAU D'IDENTIFICATION DES PIÈCES (PIÈCES DE MONTAGE)			
	N° CODE	DÉSIGNATION	QTÉ
	P1	PLATEAU DE TABLE DE POKER	1
	P2	TABEAU DE ROULETTE	1
	P3	CHÂSSIS	1
	P4	PARTIE INFÉRIEURE DE PIED	4
	P5	RENFORT DE PLATEAU	2
	P6	PIED	4
	P7	PANNEAU INFÉRIEUR	1
	P8	BOULON M6X30 mm	20
	P9	ROULETTE	1
	P10	RÂTEAU	1
	P11	BILLE DE ROULETTE	2
	P12	DÉ	1 JEU
	P13	CORNET À DÉ	1
	P14	CARTES À JOUER	2 JEUX
	P15	JETON DE POKER	1 JEU

ASSEMBLY INSTRUCTION

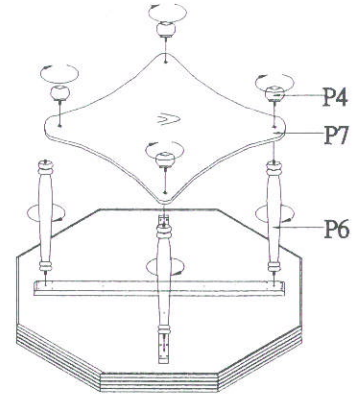
STEP 1

1. Fixer les renforts du plateau (P5) à la partie inférieure du châssis à l'aide des boulons (P8).
Suivre le schéma pour placer convenablement ces derniers.

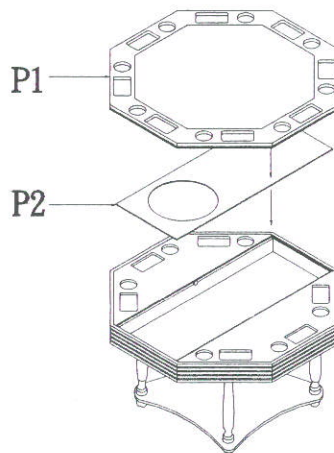


STEP 2

2. Fixer les pieds (P6). Visser les pieds dans les trous pré-perçés du renfort de table. Placer ensuite le panneau inférieur (P7) par-dessus les pieds. Visser enfin la partie inférieure des pieds (P4) pour terminer le montage.



STEP 3



3. Avec l'aide d'un autre adulte, retourner la table pour la mettre en position de jeu. Placer le tableau de roulette restant (P2) à l'intérieur du centre de la table et placer le plateau de poker (P1) sur le châssis.

BULLETIN DE COMMANDE DE PIÈCES DÉTACHÉES

Si pour une raison quelconque, il manque une pièce de votre table de jeu Halex, veuillez contacter le service à la clientèle de Regent Sports par téléphone en composant le (877) 516-9707 (appel gratuit) entre 10 h et 17 h, heure normale de l'Est ou bien par courrier électronique à www.regent-halex.com pour la commander. Veuillez vous reporter à la GARANTIE LIMITÉE de REGENT SPORTS CORP. qui traite des pièces manquantes ou défectueuses.

Vous pouvez également commander des pièces en remplissant le bon de commande ci-dessous. Veuillez le remplir et le renvoyer à :

REGENT SPORTS CORP.
45 RANICK ROAD
HAUPPAUGE, NEW YORK, 11788
ATTN: CUSTOMER SERVICE

REGENT SPORTS CORP. exige un paiement à la commande de toute pièce par chèque, mandat, carte Visa ou Master Card. Les espèces ne sont pas acceptées. Libellez le chèque ou le mandat postal à l'ordre de : REGENT SPORTS CORP. Veuillez noter que tous les frais d'expédition et d'emballage sont compris dans le prix.

Nom de l'acheteur : _____

Adresse : _____

Ville : _____

État : _____ Code postal: _____

Téléphone : _____

Part #	Description	Quantity	Price	Total Cost
196-50217-01	PLATEAU DE TABLE DE POKER	1	\$35.00	
196-50217-02	TABLEAU DE ROULETTE	1	\$15.00	
196-50217-04	PARTIE INFÉRIEURE DE PIED	4	\$5.00	
196-50217-05	RENFORT DE PLATEAU	2	\$5.00	
196-50217-06	PIED	4	\$7.50	
196-50217-07	PANNEAU INFÉRIEUR	1	\$5.00	
196-50217-08	BOULON M6X30 mm	20	\$1.00	
196-50217-09	ROULETTE	1	\$10.00	
196-50217-10	RÂTEAU	1	\$3.00	
196-50217-11	BILLE DE ROULETTE	2	\$1.00	
196-50217-12	DÉ	1 SET	\$2.00	
196-50217-13	CORNET À DÉ	1	\$3.00	
196-50217-14	CARTES À JOUER	2 DECKS	\$5.00	
196-50217-15	JETON DE POKER	1 SET	\$7.50	