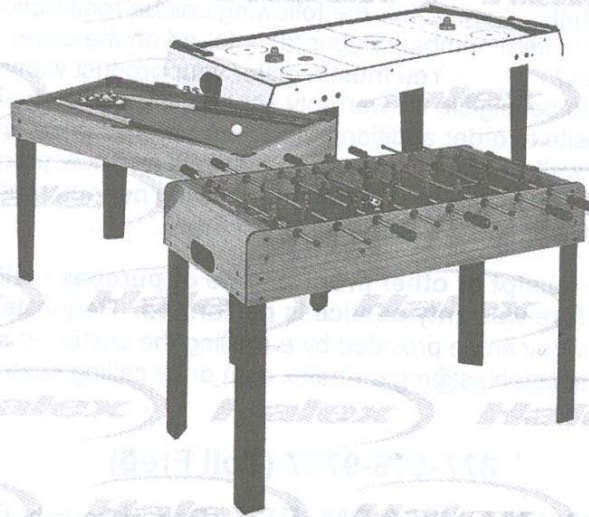


TABLE

Games

Assembly instructions



Halex

TM

50186-GAL

LIMITED 90 DAY WARRANTY

This Halex product is warranted to be free from defects in workmanship or materials at the time of purchase for a period of 90 (ninety) days. Certain restrictions apply (see below).

Should any evidence of defects appear within the limited warranty period after the date of purchase, Regent Sports will either send replacement parts or advise of another course of action. A list of replaceable parts can be found on the parts order form page of this manual. Parts not listed on this order form are not replaceable. **Table tops, playing surfaces, and main frames are not replaceable.** This warranty covers normal consumer use and does not cover failures, which result from alterations, accidents, misuse, abuse, or neglect.

For prompt warranty service and special offers, please register your Halex product at our customer service center by visiting our website at: www.regent-halex.com. Enter the following unique registration number followed by the item number of your table found on the cover of this manual: 1ZAK7 _____. You must register your product within 30 days of purchase to be eligible for warranty service. Please make sure to visit our website to order additional parts not covered under the warranty, as well as on-line instruction manuals and new product information. You may also order parts by calling our automated voice recognition system at: 877-516-9707 (Toll Free).

A purchase receipt or other proof of date of purchase will be required before warranty service is performed. Requests for warranty service can be provided by e-mailing the customer service department at cstables@regent-halex.com or by calling customer service at:

877-516-9707 (Toll Free)

10:00 AM to 6:00 PM, EST. (Dec. through Jan.)

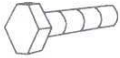

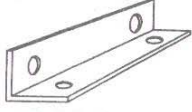

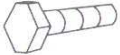


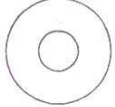
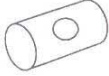
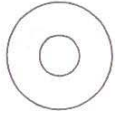
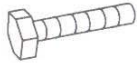




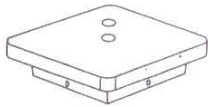

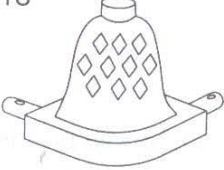
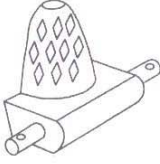
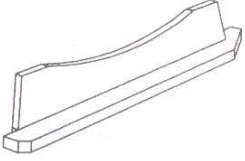
10:00 AM to 5:00 PM, EST. (Feb. through Nov.)

Or send request in writing to:

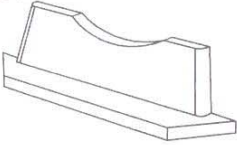


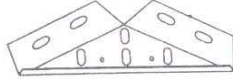
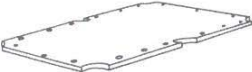
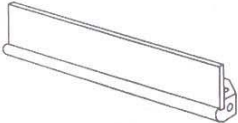
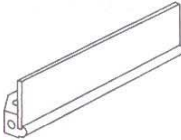
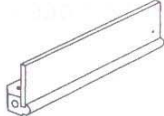



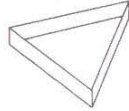

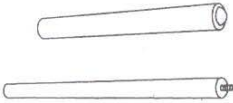
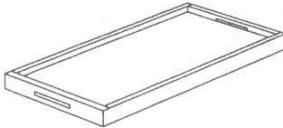
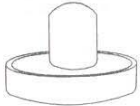





Regent Sports Corporation
45 Ranick Road
Hauppauge, NY 11788
Attn: Halex Customer Service

This warranty gives you specific legal rights and you may have other rights that vary from state to state.

50186-GAL parts

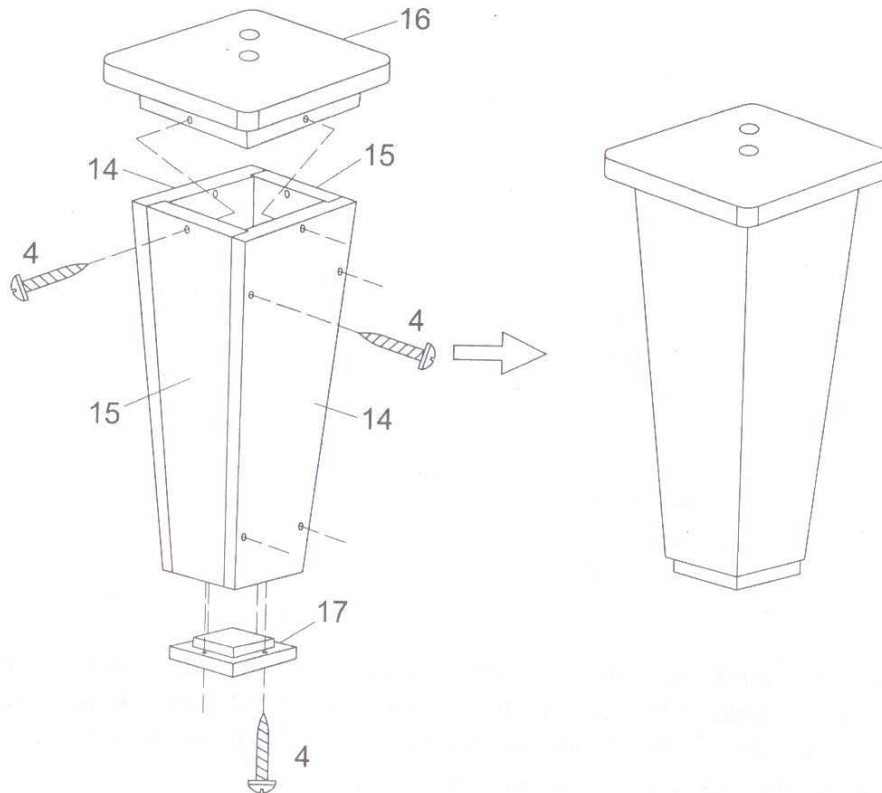
<p>#1</p>  <p>5/16"X3/4" bolt 32 pieces</p>	<p>#2</p>  <p>5/16" washer 52 pieces</p>	<p>#3</p>  <p>Large angle steel 4 pieces</p>	<p>#4</p>  <p>1-1/8" screw 64 pieces</p>
<p>#5</p>  <p>5/16"X7/8" bolt 20 pieces</p>	<p>#6</p>  <p>5/16"spring washer 12 pieces</p>	<p>#7</p>  <p>5/16"X1-3/4" bolt 18 pieces</p>	<p>#8</p>  <p>5/16"X35mm washer 18 pieces</p>
<p>#9</p>  <p>1/4" nut 4 pieces</p>	<p>#10</p>  <p>1/4"X19mm washer 4 pieces</p>	<p>#11</p>  <p>1/4"X2-1/4" bolt 4 pieces</p>	<p>#12</p>  <p>1-1/4" screw 20 pieces</p>
<p>#13</p>  <p>1/2" screw 28 pieces</p>	<p>#14</p>  <p>Leg A 8 pieces</p>	<p>#15</p>  <p>Leg B 8 pieces</p>	<p>#16</p>  <p>Leg plate 4 pieces</p>
<p>#17</p>  <p>Leg base 4 pieces</p>	<p>#18</p>  <p>End pocket 4 pieces</p>	<p>#19</p>  <p>Middle pocket 2 pieces</p>	<p>#20</p>  <p>Long apron side 2 pieces</p>

50186-GAL parts

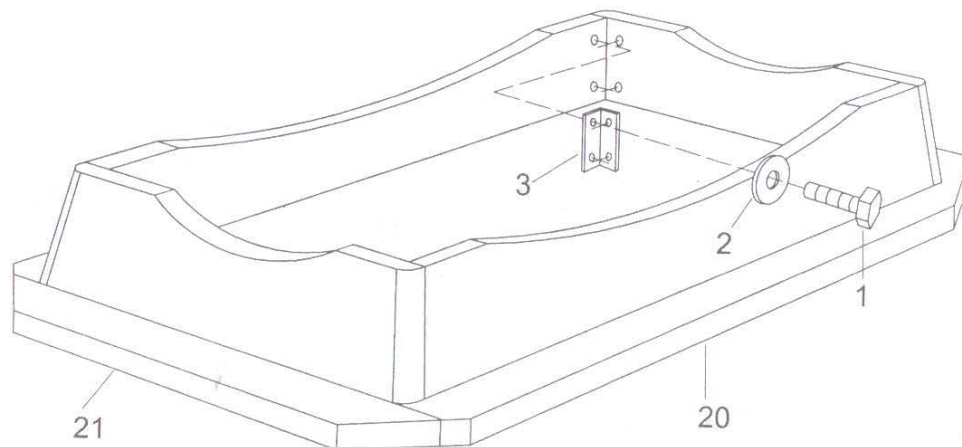
<p>#21</p>  <p>short apron side 2 pieces</p>	<p>#22</p>  <p>support beam 2 pieces</p>	<p>#23</p>  <p>wood Shim 8 pieces</p>	<p>#24</p>  <p>leg bracket 4 pieces</p>
<p>#25</p>  <p>billiard bed 1 piece</p>	<p>#26</p>  <p>apron end 2 pieces</p>	<p>#27</p>  <p>left apron side 2 pieces</p>	<p>#28</p>  <p>right apron side 2 pieces</p>
<p>#29</p>  <p>wrench 1 piece</p>	<p>#30</p>  <p>billiard balls 1 Set</p>	<p>#31</p>  <p>brush 1 piece</p>	<p>#32</p>  <p>triangle 1 piece</p>
<p>#33</p>  <p>chalk 2 pieces</p>	<p>#34</p>  <p>cue stick 2 pieces</p>	<p>#35</p>  <p>hockey table 1 piece</p>	<p>#36</p>  <p>pusher 2 pieces</p>
<p>#37</p>  <p>pusher felt sticker 2 pieces</p>	<p>#38</p>  <p>puck 2 pieces</p>	<p>#39</p>  <p>table tennis paddle 2 pieces</p>	<p>#40</p>  <p>table tennis net 1 piece</p>
<p>#41</p>  <p>Table tennis ball 2 pieces</p>			

50186-GAL assembly instructions

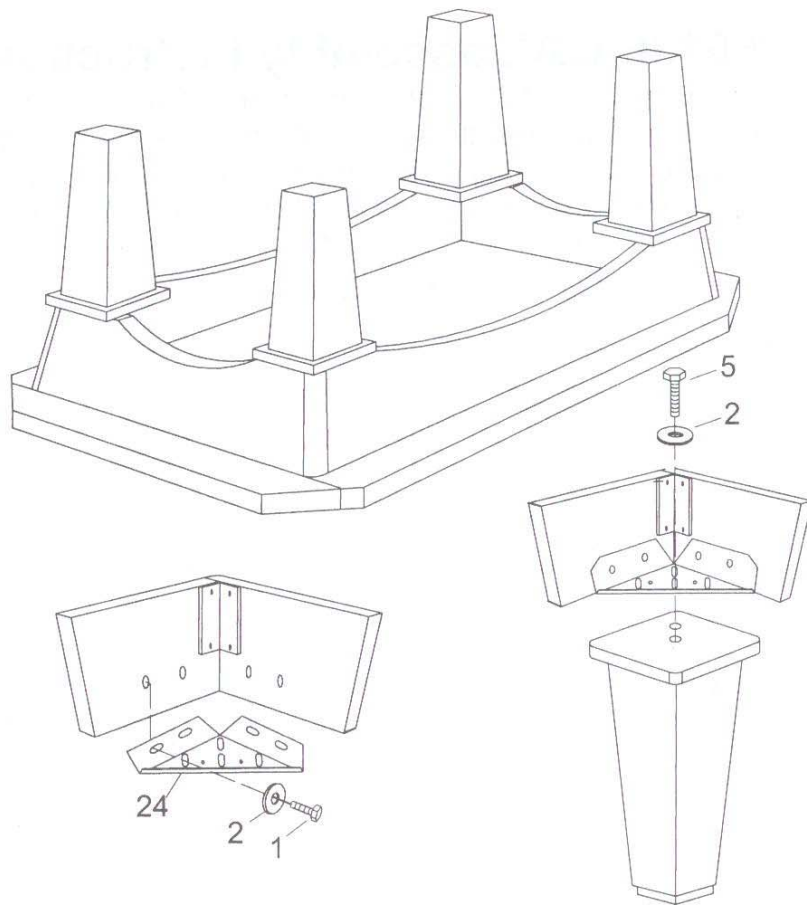
Step 1 - Put Leg A (#14) and Leg B (#15) together so that they form a box. It should be more narrow at the bottom than at the top. Secure the legs using the 1-1/8" screws (#4). Place the leg plate (#16) into the top of the leg and secure with the 1-1/8" screws (#4). Place the leg base (#17) into the bottom of the leg and secure with the 1-1/8" screws (#4). Do this for all four legs.



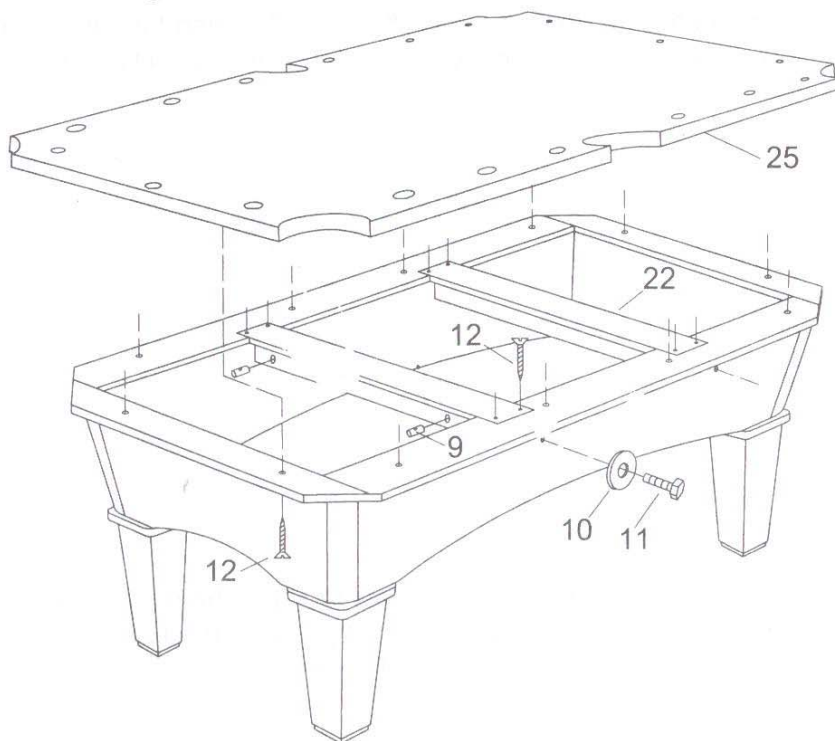
Step 2 - Connect the four apron sides (#20 & #21) using the large angled steel bracket (#3). Secure the brackets with the 5/16" bolts A (#1) and 5/16" washers (#2).



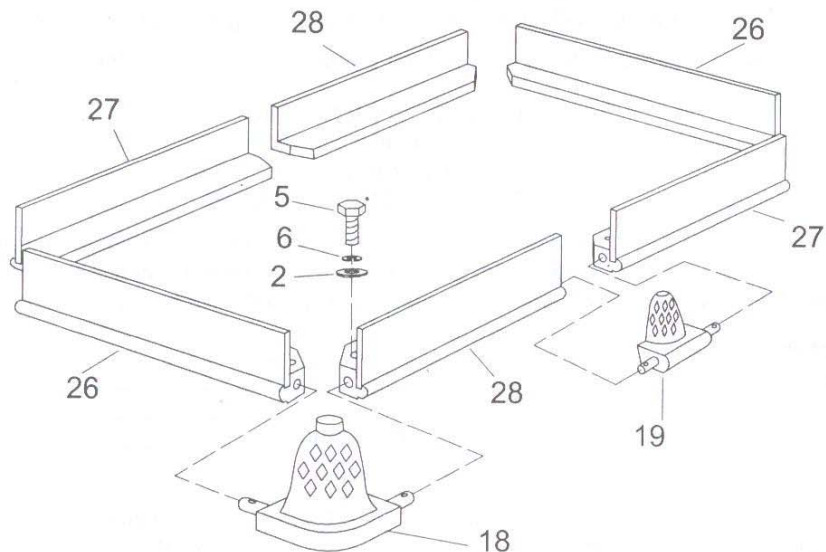
Step 3 - Attach the leg angle steel brackets (#24) to the main frame corners using the 5/16" bolts A (#1) and 5/16" washers (#2). Place the legs on the leg angle steel brackets upside down and tighten using the 5/16" bolts B (#5) and 5/16" washers (#20).



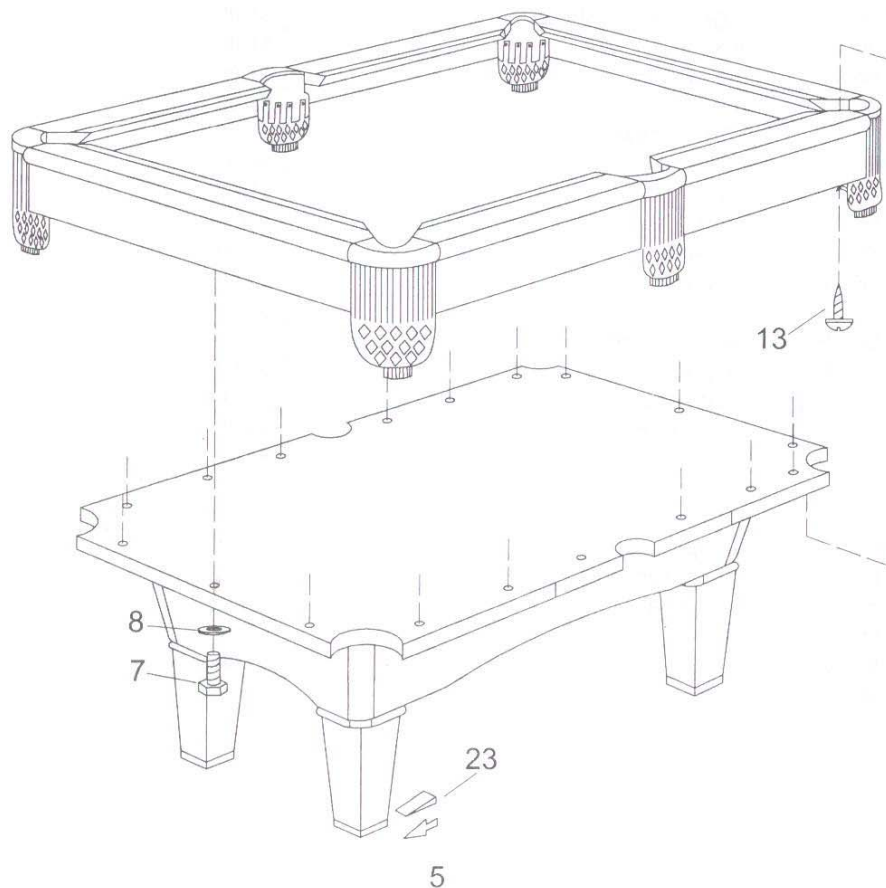
Step 4 - With the help of another adult, carefully flip the table over. Attach the support beams (#22) to the main frame using the 1-1/4" screws (#12) as well as the nuts (#9), 1/4" bolts (#11) and 1/4" washers (#10). Secure the billiard bed (#25) to the main frame using the 1-1/4" screws (#12).



Step 5 - Assemble the rails by first inserting the pockets into the holes in the rail ends as shown in the diagram. Secure the pockets using the 5/16" bolts B (#5), spring washers (#6), and 5/16" washers (#2).



Step 6 - Drop the rail assembly over the playing surface and secure in place using the 5/16" bolts C (#7) and large 5/16" washers (#8). If necessary, the table can be leveled by wedging the wood shims (#23) under the appropriate legs.



PARTS ORDER FORM

If for some reason you are missing any assembly parts for your Halex game table, please call the Regent Sports Customer Service line at (877) 516-9707 (toll free) between the hours of 10:00am and 5:00 pm EST or go online at www.regent-halex.com for parts ordering. Please refer to the REGENT SPORTS LIMITED WARRANTY concerning missing and defective parts.

Parts also may be ordered by filling out the form below. Please fill in all the information and return to:

REGENT SPORTS CORP.
45 RANICK ROAD
HAUPPAUGE, NEW YORK, 11788
ATTN: CUSTOMER SERVICE

REGENT SPORTS CORP. requires that all orders for replacement parts must be paid by check, money order, VISA, or MC. Cash is not accepted. Please make all checks or money orders payable to REGENT SPORTS CORP. *Please note all prices include shipping and handling.*

Name of Purchaser: _____
Address: _____
City: _____
State: _____ Zip Code: _____
Phone: _____

Part #	Description	Quantity	Price	Total Cost
194-50186-1	5/16" bolt A		\$1.00	
194-50186-2	small 5/16" washer		\$1.00	
194-50186-3	bracket		\$2.00	
194-50186-4	1 1/8" screw		\$1.00	
194-50186-5	5/16" bolt B		\$1.00	
194-50186-6	spring washer		\$1.00	
194-50186-7	5/16" bolt C		\$1.00	
194-50186-8	large 5/16" washer		\$1.00	
194-50186-9	hex nut		\$1.00	
194-50186-10	1/4" washer		\$1.00	
194-50186-11	1/4" bolt		\$1.00	
194-50186-12	1 1/4" screw		\$1.00	
194-50186-13	1/2" screw		\$1.00	
194-50186-14	leg A		\$10.00	
194-50186-15	leg B		\$10.00	
194-50186-16	leg plate		\$5.00	
194-50186-17	leg base		\$5.00	
194-50186-18	end pocket		\$5.00	
194-50186-19	middle pocket		\$5.00	
194-50186-20	long apron side		\$10.00	
194-50186-21	short apron side		\$10.00	
194-50186-22	support beam		\$5.00	
194-50186-23	wood shim		\$2.00	
194-50186-24	leg bracket		\$3.00	
194-50186-26	apron end		\$10.00	
194-50186-27	left apron side		\$10.00	
194-50186-28	right apron side		\$10.00	
194-50186-30	billiard balls		\$5.00	
194-50186-31	brush		\$3.00	
194-50186-32	triangle		\$3.00	
194-50186-33	chalk		\$1.00	

194-50186-34	cue stick		\$5.00	
194-50186-36	pusher		\$2.00	
194-50186-37	pusher felt sticker		\$1.00	
194-50186-38	puck		\$1.00	
194-50186-39	table tennis paddle		\$3.00	
194-50186-40	table tennis net		\$3.00	
194-50186-41	table tennis ball		\$1.00	

Also be sure to check out our web site at:

www.regent-halex.com

• Parts Ordering • Owners Manual • Product Information



© 2004
Regent Sports Corporation
Hauppauge, New York