

Halex Halex Halex Ha

lex Halex Halex Halex

lex Halex Ha

lex Halex Halex

Halex Halex Halex Ha

lex Halex Halex

Halex ex Ha

lex Halex Halex Halex

Halex Halex Halex Ha

lex Halex Halex Halex

lex Halex Ha

TABLE

# Games

*Assembly instructions*



TM

50174K 119

**PLEASE DO NOT RETURN THIS ITEM TO THE STORE!**

**Should you have a defect or parts issue, please refer to the warranty instructions listed below and contact Regent Sports at our toll free number!!**

**LIMITED 90 DAY WARRANTY**

This Halex product is warranted to be free from defects in workmanship or materials at the time of purchase for a period of 90 (ninety) days. Certain restrictions apply (see below).

Should any evidence of defects appear within the limited warranty period after the date of purchase, Regent Sports will either send replacement parts or advise of another course of action. A list of replaceable parts can be found on the parts order form page of this manual. Parts not listed on this order form are not replaceable. **Table tops, playing surfaces, and main frames are not replaceable.** This warranty covers normal consumer use and does not cover failures, which result from alterations, accidents, misuse, abuse, or neglect.

For prompt warranty service and special offers, please register your Halex product at our customer service center by visiting our website at: [www.regent-halex.com](http://www.regent-halex.com). Enter the following unique registration number followed by the item number of your table found on the cover of this manual: 1ZAK7 \_\_\_\_\_. You must register your product within 30 days of purchase to be eligible for warranty service. Please make sure to visit our website to order additional parts not covered under the warranty, as well as on-line instruction manuals and new product information. You may also order parts by calling our automated voice recognition system (877) 516-8707.

**A purchase receipt or other proof of date of purchase will be required before warranty service is performed.** Requests for warranty service can be provided by e-mailing the customer service department at [cstables@regent-halex.com](mailto:cstables@regent-halex.com) or by calling customer service at:

**877-516-9707 (Toll Free)**

**10:00 AM to 6:00 PM, EST. (Dec. through Jan.)**

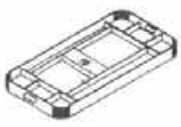















**10:00 AM to 5:00 PM, EST. (Feb. through Nov.)**

Or send request in writing to:

**Regent Sports Corporation**  
45 Ranick Road  
Hauppauge, NY 11788  
Attn: Halex Customer Service

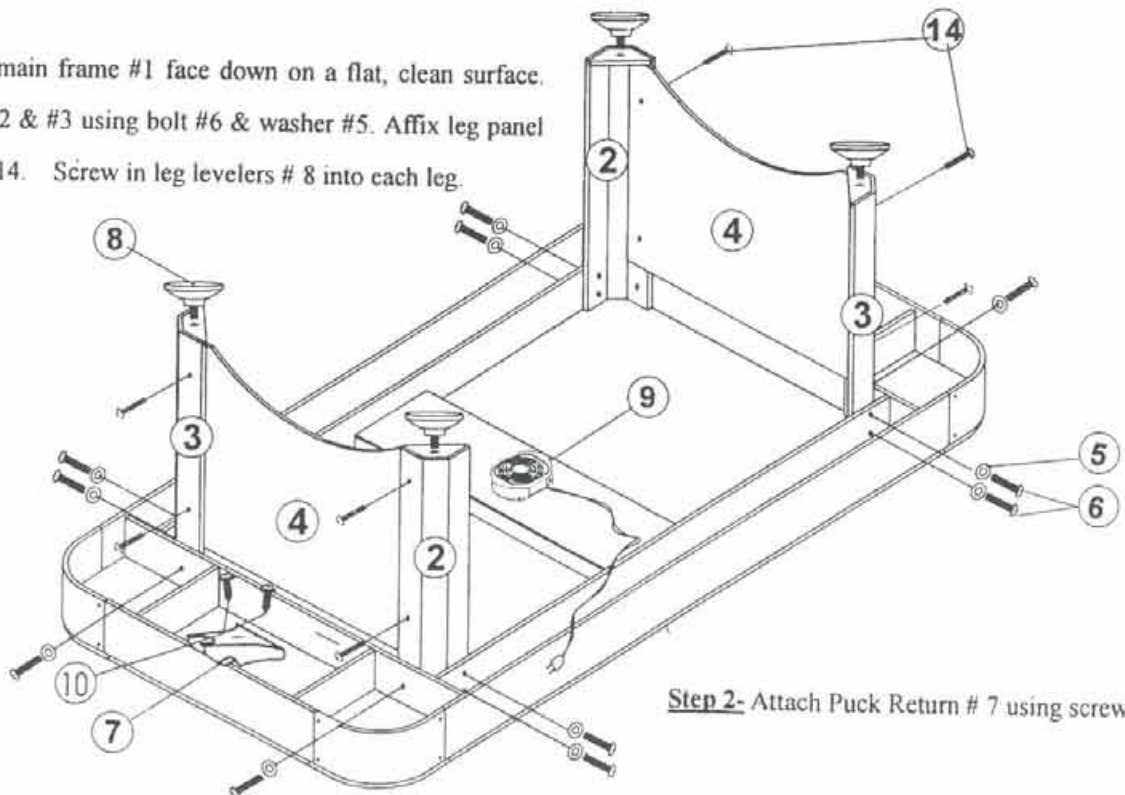
This warranty gives you specific legal rights and you may have other rights that vary from state to state.

# AIR HOCKEY 50174K PARTS LIST

① 	②  RIGHT LEG 2EA	③  LEFT LEG 2EA	④  LEG PANEL 2EA	⑤  22MM FLAT WASHER 12EA	⑥  8X30MM ALLEN KEY LEG BOLT 12EA
⑦  PUCK RETURN UNIT 2EA	⑧  LEG LEVELER 4 EA	⑨ PRE-INSTALLED  HOCKEY MOTOR 1EA	⑩  3.5X12MM WASHER HEAD SCREW 8EA	⑪  PUSHER 2EA	⑫  PUCK-RED 2EA
⑬  PUCK-YELLOW 2EA	⑭  4X25MM WASHER HEAD BOLT 8EA	⑮  CONTROL BOX 1EA	⑯  ALLEN KEY 1EA	⑰	

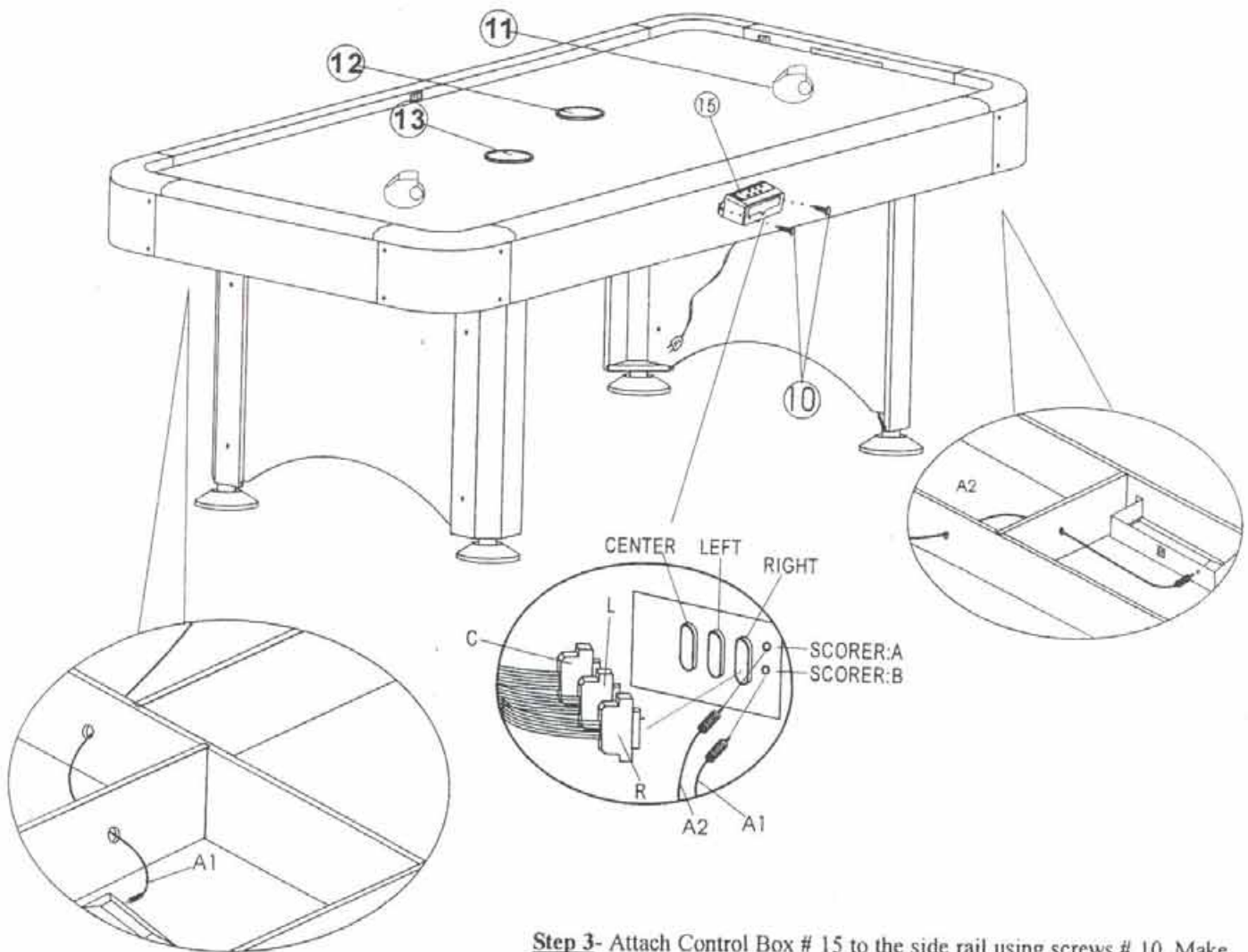
**FIG:01**

**Step 1-** Place main frame #1 face down on a flat, clean surface. Attach Legs #2 & #3 using bolt #6 & washer #5. Affix leg panel #4 with bolt #14. Screw in leg levelers #8 into each leg.



**Step 2-** Attach Puck Return # 7 using screws # 10

FIG:02



**Step 3-** Attach Control Box # 15 to the side rail using screws # 10. Make sure you line up the unit with the pre-drilled holes.

Install 4 AA batteries into the Control box (15). **Caution:** If you are not going to play the game for a period of time, please take the batteries off.

**Step 4-** Attach cables to the control box following the diagram for proper placement.

Run wires A1 and A2 through pre drill holes from each goal to the control box.

## PARTS ORDER FORM

If for some reason you are missing any assembly parts for your Halex game table, please call the Regent Sports Customer Service line at (1877) 516-9707 (toll free) between the hours of 10:00am and 5:00 pm EST or go online at [www.regent-halex.com](http://www.regent-halex.com) for parts ordering. Please refer to the REGENT SPORTS LIMITED WARRANTY concerning missing and defective parts.

Parts also may be ordered by filling out the form below. Please fill in all the information and return to:

REGENT SPORTS CORP.  
45 RANICK ROAD  
HAUPPAUGE, NEW YORK, 11788  
ATTN: CUSTOMER SERVICE

REGENT SPORTS CORP. requires that all orders for replacement parts must be paid by check, money order, VISA, or MC. Cash is not accepted. Please make all checks or money orders payable to REGENT SPORTS CORP. *Please note all prices include shipping and handling.*

Name of Purchaser: \_\_\_\_\_

Address: \_\_\_\_\_

City: \_\_\_\_\_

State: \_\_\_\_\_ Zip Code: \_\_\_\_\_

Phone: \_\_\_\_\_

Part #	Description	Quantity	Price	Total Cost
195-50174-2	Right Leg	2	\$12.50	
195-50174-3	Left Leg	2	\$12.50	
195-50174-4	Leg Panel	2	\$7.50	
195-50174-5	22mm Flat Washer	12	\$1.00	
195-50174-6	8 x 30mm Allen Key Leg Bolt	12	\$1.00	
195-50174-7K	Puck Return Unit	2	\$5.00	
195-50174-8	Leg Levelers	4	\$5.00	
195-50174-9	Fan	1	\$10.00	
195-50174-10K	3.5 x 12mm Washer Head Screw	6	\$1.00	
195-50174-11	Red Deluxe Pusher	2	\$5.00	
195-50174-12K	Red Puck	2	\$2.00	
195-50174-13	Yellow Puck	2	\$2.00	
195-50174-14	4 x 25mm Washer Head Bolt	8	\$1.00	
195-50174-15	Control Box	1	\$10.00	
195-50174-16	Allen Key	1	\$1.00	