



TABLE

Games

Assembly instructions



50164



CARE AND USE OF YOUR TABLE

WARNING: To reduce the risk of fire, electric shock or injury to persons, use this unit only in the manner intended by the manufacturer. If you have any question, contact the manufacturer. Before servicing or cleaning the unit, switch the power off and unplug the adapter from the wall outlet.

This appliance has a polarized plug (one blade is wider than the other). To reduce the risk of electric shock, this plug is intended to fit in a polarized outlet only one way. If the plug does not fit fully in the outlet, reverse the plug. If it still does not fit, contact a qualified electrician. **DO NOT** attempt to defeat this safety feature.

1. Use spray furniture polish to clean all exterior surfaces of your game table.
2. Use only a suitable 120v AC household outlet.
3. This product is intended for INDOOR use only.
4. DO NOT sit, climb or lean on the table.
5. DO NOT drag the table when moving it. This will damage the leg.
6. The fan should be unplugged before cleaning and servicing.

LIMITED 90 DAY WARRANTY

This Halex product is warranted to be free from defects in workmanship or materials at the time of purchase for a period of 90 (ninety) days. Certain restrictions apply (see below).

Should any evidence of defects appear within the limited warranty period after the date of purchase, Regent Sports will either send replacement parts or advise of another course of action. A list of replaceable parts can be found on the parts order form page of this manual. Parts not listed on this order form are not replaceable. **Table tops, playing surfaces, and main frames are not replaceable.** This warranty covers normal consumer use and does not cover failures, which result from alterations, accidents, misuse, abuse, or neglect.

For prompt warranty service and special offers, please register your Halex product at our customer service center by visiting our website at: www.regent-halex.com. Enter the following unique registration number followed by the item number of your table found on the cover of this manual: 1ZAK7 _____. You must register your product within 30 days of purchase to be eligible for warranty service. Please make sure to visit our website to order additional parts not covered under the warranty, as well as on-line instruction manuals and new product information. You may also order parts by calling our automated voice recognition system at: 877-516-9707 (Toll Free).

A purchase receipt or other proof of date of purchase will be required before warranty service is performed. Requests for warranty service can be provided by e-mailing the customer service department at cstables@regent-halex.com or by calling customer service at:

877-516-9707 (Toll Free)

10:00 AM to 6:00 PM, EST. (Dec. through Jan.)


















10:00 AM to 5:00 PM, EST. (Feb. through Nov.)

Or send request in writing to:

Regent Sports Corporation
45 Ranick Road
Hauppauge, NY 11788
Attn: Halex Customer Service

This warranty gives you specific legal rights and you may have other rights that vary from state to state.

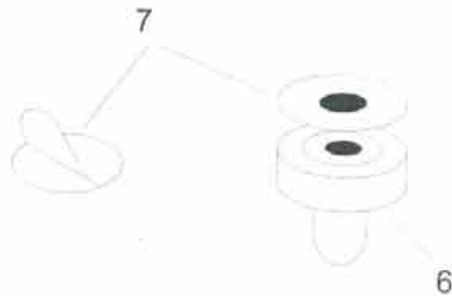
Parts List For 50164

<p>#1</p>  <p>Main Frame 1 piece</p>	<p>#2</p>  <p>Right Leg 2 pieces</p>	<p>#3</p>  <p>Left Leg 2 pieces</p>	<p>#4</p>  <p>Leg panel 2 pieces</p>
<p>#5</p>  <p>Scorer 2 pieces</p>	<p>#6</p>  <p>Pusher 2 pieces</p>	<p>#7</p>  <p>Pusher felt sticker 2 pieces</p>	<p>#8</p>  <p>Red puck 2 pieces</p>
<p>#9</p>  <p>Yellow puck 2 pieces</p>	<p>#10</p>  <p>Leg leveler 4 pieces</p>	<p>#11</p>  <p>Leg Bolt 12 pieces</p>	<p>#12</p>  <p>Leg Washer 12 pieces</p>
<p>#13</p>  <p>Goal 2 pieces</p>	<p>#14</p>  <p>3.5mm round head screw 12 pieces</p>	<p>#15</p>  <p>3.5mm flat head screw 8 pieces</p>	<p>#16</p>  <p>Allen tool 1 piece</p>
<p>#17</p>  <p>Electronic scorer 1 piece</p>			

Assembly Instructions

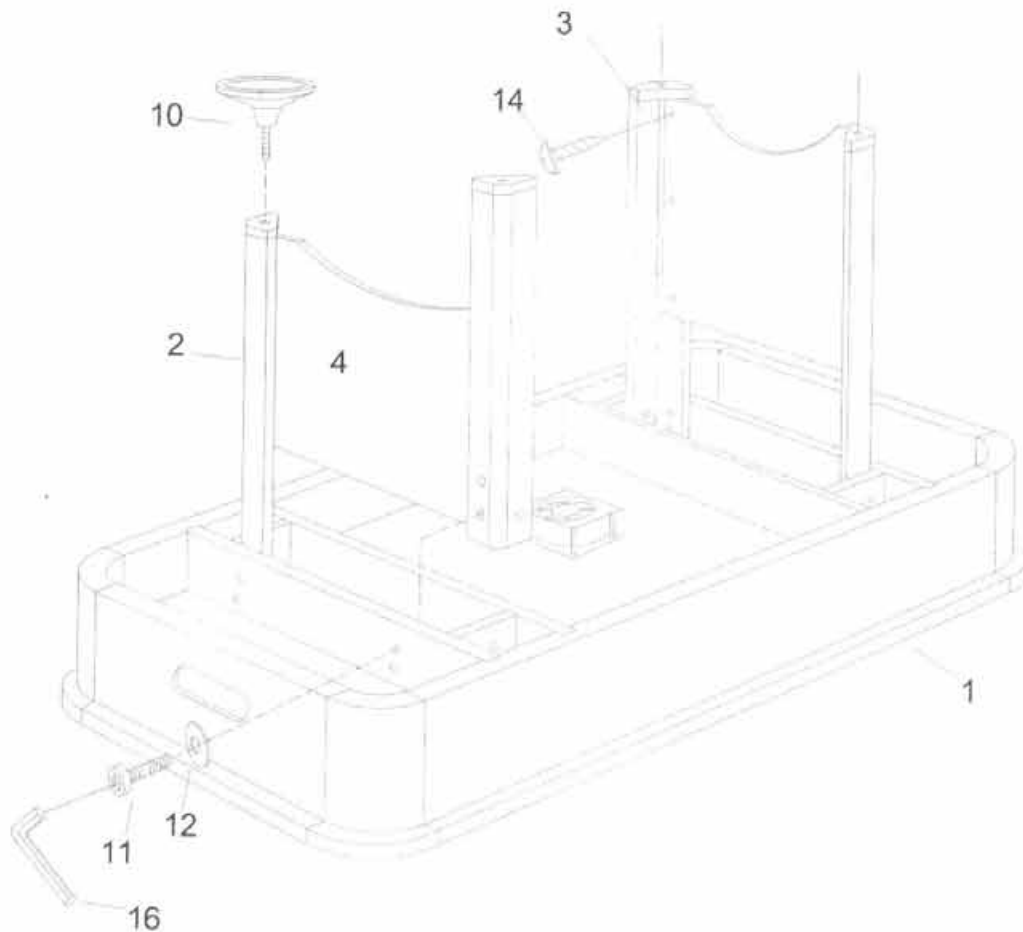
Step 1

Adhere the Pusher felt stickers (#7) to the Pushers (#6).



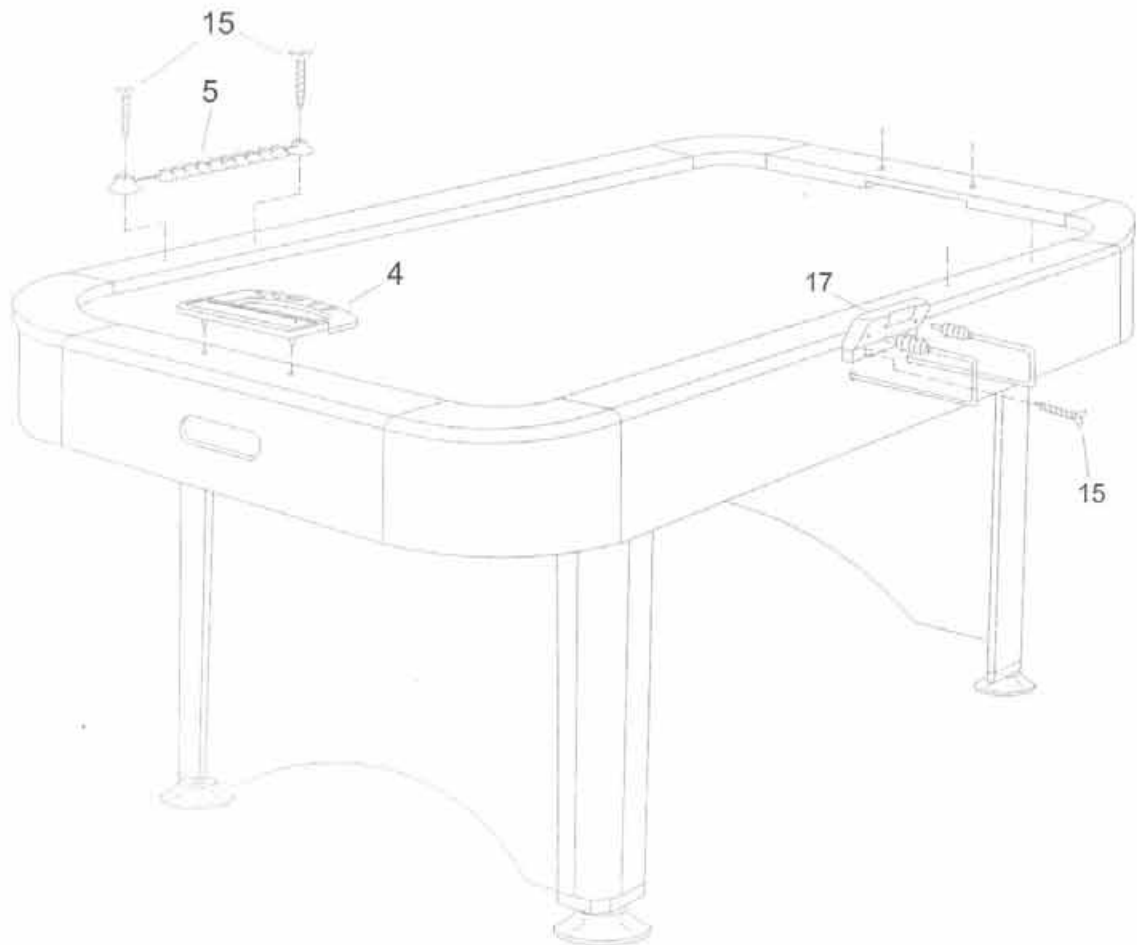
Step 2

Place the main frame (#1) face down on a flat, clean surface. Attach the legs (#2) · (#3) using the leg bolts (#11), leg washers (#12) as shown in the diagram. Affix the leg panels (#4) to each set of legs using the 1" round head screws (#14) as shown. Screw the leg levelers (#10) into the bottom of each leg.



Step 3

Attach the scorer (#5) to the top rail of the main frame by screwing the 1" flat head screws (#15) into the pre-drilled holes. Next insert the goals (#4) into the appropriate pre-drilled holes at each end of the main frame. These goals are optional and can be removed for standard game play. Affix the electronic scorer (#17) to the main frame in the pre-drilled holes using the 5/8" Phillips head screws (#15). Extend the wires found under the main frame to the electronic scorer (#17) and connect them in the appropriate acceptors.



PARTS ORDER FORM

If for some reason you are missing any assembly parts for your Halex game table, please call the Regent Sports Customer Service line at (1-877) 516-9707 (toll free) between the hours of 10:00am and 5:00 pm EST or go online at www.regent-halex.com for parts ordering. Please refer to the REGENT SPORTS LIMITED WARRANTY concerning missing and defective parts.

Parts also may be ordered by filling out the form below. Please fill in all the information and return to:

REGENT SPORTS CORP.
45 RANICK ROAD
HAUPPAUGE, NEW YORK, 11788
ATTN: CUSTOMER SERVICE

REGENT SPORTS CORP. requires that all orders for replacement parts must be paid by check, money order, VISA, or MC. Cash is not accepted. Please make all checks or money orders payable to REGENT SPORTS CORP. *Please note all prices include shipping and handling.*

Name of Purchaser: _____
Address: _____
City: _____
State: _____ Zip Code: _____
Phone: _____

Part #	Description	Quantity	Price	Total Cost
195-50164-02	Left Leg	2	\$12.50	
195-50164-03	Right Leg	2	\$12.50	
195-50164-04	Leg End Panel	2	\$7.50	
195-50164-05	Slide Scorer	2	\$5.00	
195-50164-06	Pusher	2	\$4.00	
195-50164-07	Pusher Felt Sticker	2	\$2.00	
195-50164-08	Red Puck	2	\$2.00	
195-50164-09	Yellow Puck	2	\$2.00	
195-50164-10	Leg Leveler	4	\$5.00	
195-50164-11	Leg Bolt	12	\$1.00	
195-50164-12	Leg Washer	12	\$1.00	
195-50164-13	Goal	2	\$5.00	
195-50164-14	3.5mm Round Head Screw	12	\$1.00	
195-50164-15	3.5mm Flat Head Screw	8	\$1.00	
195-50164-17	Electronic Scorer	1	\$10.00	