

Halex Halex Halex

Halex Halex Halex Hal

TABLE

Games

Assembly instructions

Halex Halex Halex

Halex Halex Hal

Halex Halex Halex

Halex Halex Hal

Halex Halex Halex

Halex Halex Hal



50126-NHL

Halex

TM

**CAUTION:
ELECTRIC TOY.**

Not recommended for children under 6 years of age. As with all electric products, precautions should be observed during handling and use to prevent electric shock.

INPUT: 120VAC-60Hz-30W ONLY

OUTPUT: 5.9VDC, 0.15A



CARE AND USE OF YOUR TABLE

WARNING: To reduce the risk of fire, electric shock or injury to persons, use this unit only in the manner intended by the manufacturer. If you have any question, contact the manufacturer. Before servicing or cleaning the unit, switch the power off and unplug the adapter from the wall outlet.

This appliance has a polarized plug (one blade is wider than the other). To reduce the risk of electric shock, this plug is intended to fit in a polarized outlet only one way. If the plug does not fit fully in the outlet, reverse the plug. If it still does not fit, contact a qualified electrician. **DO NOT** attempt to defeat this safety feature.

1. Use spray furniture polish to clean all exterior surfaces of your game table.
2. Use only a suitable 120v AC household outlet.
3. This product is intended for INDOOR use only.
4. **DO NOT** sit, climb or lean on the table.
5. **DO NOT** drag the table when moving it. This will damage the leg.
6. The fan should be unplugged before cleaning and servicing.

NOTE TO PARENTS

The transformer and toy should be examined periodically for conditions like frayed or loose wires, metal touching metal, dirty electrical contacts, careless or sloppy wiring such as damage to the output cord, housing or other parts that may result in fire, electric shock or injury. In the event of such conditions, the transformer should not be used until properly repaired. Read all instructions carefully before you begin to play, Remember this table is designed to be played by adults and/or children under adult supervision.

LIMITED 90 DAY WARRANTY

This Halex product is warranted to be free from defects in workmanship or materials at the time of purchase for a period of 90 (ninety) days. Certain restrictions apply (see below).

Should any evidence of defects appear within the limited warranty period after the date of purchase, Regent Sports will either send replacement parts or advise of another course of action. A list of replaceable parts can be found on the parts order form page of this manual. Parts not listed on this order form are not replaceable. **Table tops, playing surfaces, and main frames are not replaceable.** This warranty covers normal consumer use and does not cover failures, which result from alterations, accidents, misuse, abuse, or neglect.

For prompt warranty service and special offers, please register your Halex product at our customer service center by visiting our website at: www.regent-halex.com. Enter the following unique registration number followed by the item number of your table found on the cover of this manual: 1ZAK7 _____. You can also register your product on our automated voice recognition system at the toll free number below. You must register your product within 30 days of purchase to be eligible for warranty service. Please make sure to visit our website to order additional parts not covered under the warranty, as well as on-line instruction manuals and new product information. You may also order parts by calling our automated voice recognition system.

A purchase receipt or other proof of date of purchase will be required before warranty service is performed. Requests for warranty service can be provided by e-mailing the customer service department at cstables@regent-halex.com or by calling customer service at:

877-516-9707 (Toll Free)

10:00 AM to 6:00 PM, EST. (Dec. through Jan.)

10:00 AM to 5:00 PM, EST. (Feb. through Nov.)

Or send request in writing to:

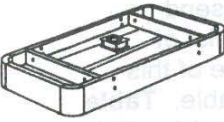


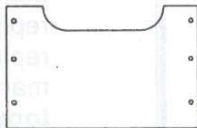


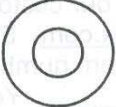

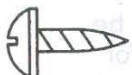




Regent Sports Corporation
45 Ranick Road
Hauppauge, NY 11788
Attn: Halex Customer Service



This warranty gives you specific legal rights and you may have rights that vary from state to state.

CAUTION: Adult assembly required.

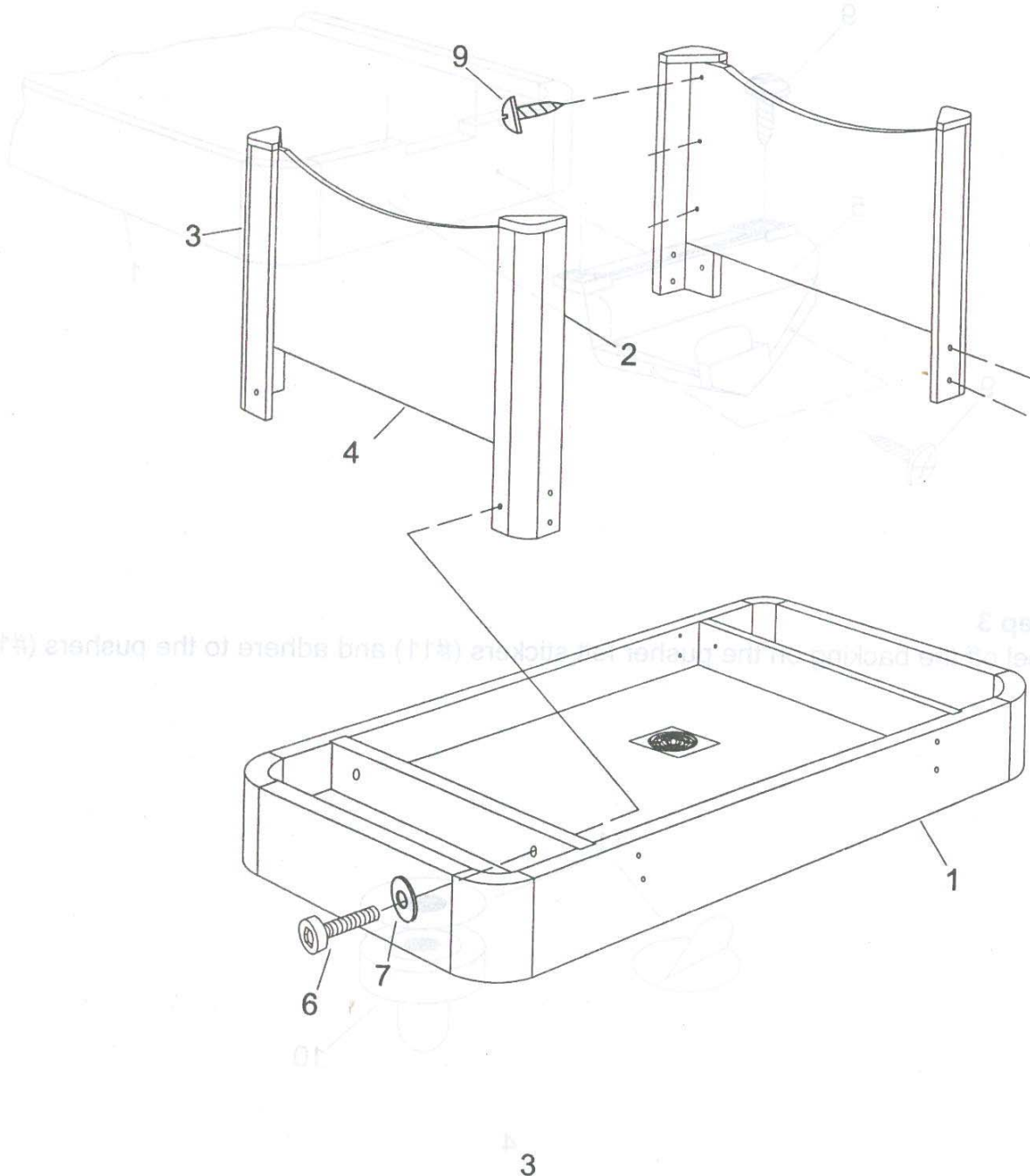
PARTS LIST FOR 50126 HOCKEY TABLE

<p>#1</p>  <p>Main cabinet 1 piece</p>	<p>#2</p>  <p>Left leg 2 pieces</p>	<p>#3</p>  <p>Right leg 2 pieces</p>	<p>#4</p>  <p>Leg end panel 2 pieces</p>
<p>#5</p>  <p>Goals 2 pieces</p>	<p>#6</p>  <p>5/16" bolt 12 pieces</p>	<p>#7</p>  <p>Leg washer 12 pieces</p>	<p>#8</p>  <p>Allen key tool 1 piece</p>
<p>#9</p>  <p>1/2" screw 20 pieces</p>	<p>#10</p>  <p>Red Pusher 2 pieces</p>	<p>#11</p>  <p>Pusher felt sticker 2 pieces</p>	<p>#12</p>  <p>Red puck 2 pieces</p>
<p>#13</p>  <p>Sticker Sheet 1 pieces</p>			

Assembly Instructions for 50126 Hockey Table

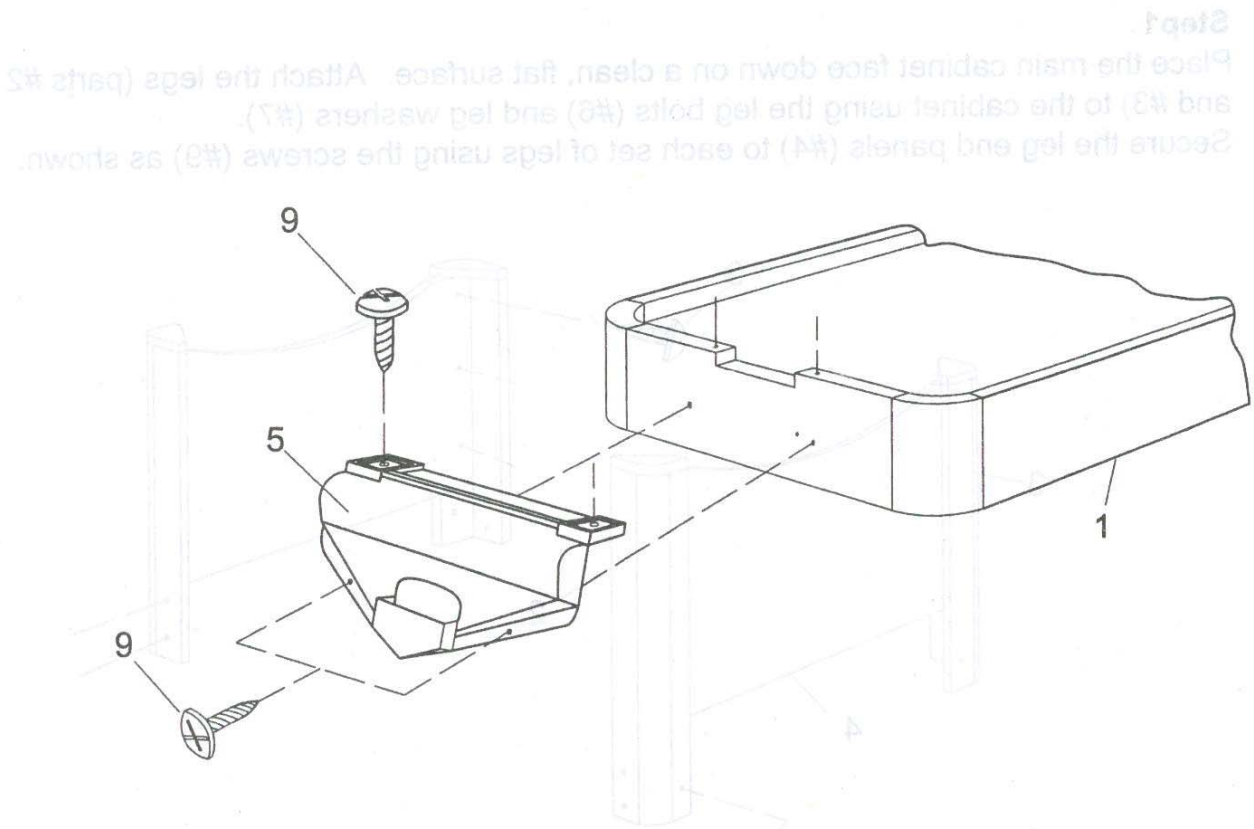
Step 1

Place the main cabinet face down on a clean, flat surface. Attach the legs (parts #2 and #3) to the cabinet using the leg bolts (#6) and leg washers (#7). Secure the leg end panels (#4) to each set of legs using the screws (#9) as shown.



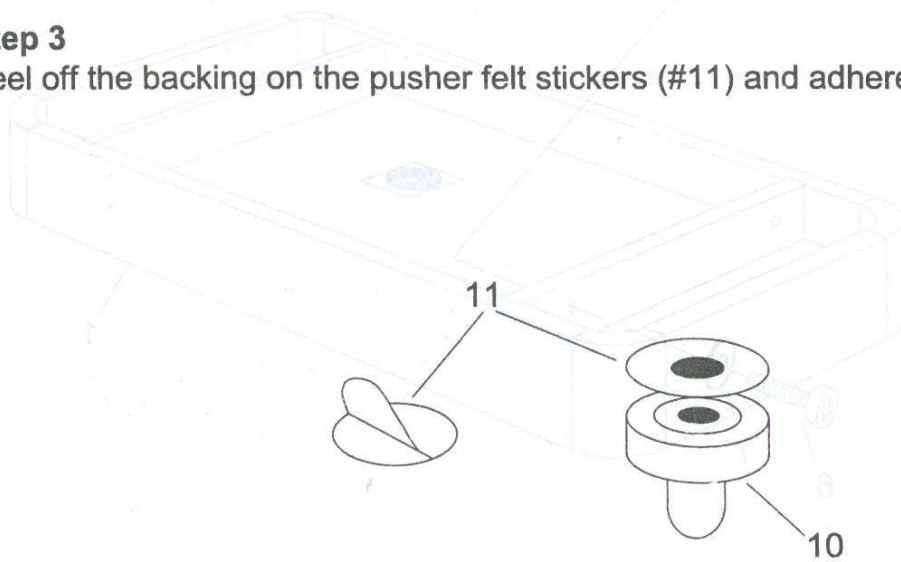
Step 2

With the help of another adult, carefully flip the table over. Attach the goals (#5) to each end of the table using the screws (#9) as shown.



Step 3

Peel off the backing on the pusher felt stickers (#11) and adhere to the pushers (#10).



50126-NFL

PARTS ORDER FORM

If for some reason you are missing any assembly parts for your Halex game table, please call the Regent Sports Customer Service line at (877) 516-9707 (toll free) between the hours of 10:00am and 5:00 pm EST or go online at www.regent-halex.com for parts ordering. Please refer to the REGENT SPORTS LIMITED WARRANTY concerning missing and defective parts.

Parts also may be ordered by filling out the form below. Please fill in all the information and return to:

REGENT SPORTS CORP.
45 RANICK ROAD
HAUPPAUGE, NEW YORK, 11788
ATTN: CUSTOMER SERVICE

REGENT SPORTS CORP. requires that check, money order, VISA, or MC must pay all orders for replacement parts. Cash is not accepted. Please make all checks or money orders payable to REGENT SPORTS CORP. *Please note all prices include shipping and handling.*

Name of Purchaser: _____
Address: _____
City: _____
State: _____ Zip Code: _____
Phone: _____

Part #	Description	Quantity	Price	Total Cost
194-50126-2	Left leg	2	\$17.50 EA	
194-50126-3	Right leg	2	\$17.50 EA	
194-50126-4	Leg end panel	2	\$10.00 EA	
0300-1005SM	Goal	2	\$7.50 EA	
194-50126-6	Leg bolt	12	\$1.00 EA	
194-50126-7	Leg washer	12	\$1.00 EA	
194-50126-9	1/2" screw	20	\$1.00 EA	
0300-1001M	Pusher	2	\$3.00 EA	
0300-1003M	Pusher felt sticker	2	\$1.50 EA	
0300-1002M	Red puck	2	\$1.00 EA	
194-50126-13	NHL Sticker Sheet	1	\$2.00 EA	

Also be sure to check out our web site at:

www.regent-halex.com

• Parts Ordering • Owners Manual • Product Information



© 2004

Regent Sports Corporation
Hauppauge, New York