


TABLE

Games

Assembly instructions



50107

PLEASE DO NOT RETURN THIS ITEM TO THE STORE!

Should you have a defect or parts issue, please refer to the warranty instructions listed below and contact Regent Sports at our toll free number!!

LIMITED 90 DAY WARRANTY

This Halex product is warranted to be free from defects in workmanship or materials at the time of purchase for a period of 90 (ninety) days. Certain restrictions apply (see below).

Should any evidence of defects appear within the limited warranty period after the date of purchase, Regent Sports will either send replacement parts or advise of another course of action. A list of replaceable parts can be found on the parts order form page of this manual. Parts not listed on this order form are not replaceable. **Table tops, playing surfaces, and main frames are not replaceable.** This warranty covers normal consumer use and does not cover failures, which result from alterations, accidents, misuse, abuse, or neglect.

For prompt warranty service and special offers, please register your Halex product at our customer service center by visiting our website at: www.regent-halex.com. Enter the following unique registration number followed by the item number of your table found on the cover of this manual: 1ZAK7 _____. You must register your product within 30 days of purchase to be eligible for warranty service. Please make sure to visit our website to order additional parts not covered under the warranty, as well as on-line instruction manuals and new product information. You may also order parts by calling our automated voice recognition system (877) 516-8707.

A purchase receipt or other proof of date of purchase will be required before warranty service is performed. Requests for warranty service can be provided by e-mailing the customer service department at cstables@regent-halex.com or by calling customer service at:

877-516-9707 (Toll Free)

10:00 AM to 6:00 PM, EST. (Dec. through Jan.)

10:00 AM to 5:00 PM, EST. (Feb. through Nov.)

Or send request in writing to:

**Regent Sports Corporation
45 Ranick Road
Hauppauge, NY 11788
Attn: Halex Customer Service**

This warranty gives you specific legal rights and you may have other rights that vary from state to state.

SOCCER TABLE 50107 PARTS LIST


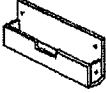
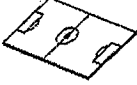







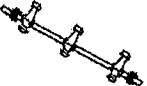






















| | | | | |
|--|--|---|--|---|
| <p>① 197-50107-01</p>  <p>SIDE APRON 2EA</p> | <p>② 197-50107-02</p>  <p>END APRON ASSEMBLY 2EA</p> | <p>③ 197-50107-03</p>  <p>PLAYFIELD 1EA</p> | <p>④ 197-50107-04</p>  <p>LEG END PANEL 2EA</p> | <p>⑤ 197-50107-05</p>  <p>LEFT LEG 2EA</p> |
| <p>⑥ 197-50107-06</p>  <p>RIGHT LEG 2EA</p> | <p>⑦ 197-50107-07</p>  <p>ROD END CAP 8EA</p> | <p>⑧ 197-50107-08</p>  <p>HAND GRIP 8EA</p> | <p>⑨ 197-50107-09</p>  <p>1 PLAYER ROD YELLOW 1EA</p> | <p>⑩ 197-50107-10</p>  <p>2 PLAYER ROD YELLOW 1EA</p> |
| <p>⑪ 197-50107-11</p>  <p>3 PLAYER ROD YELLOW 1EA</p> | <p>⑫ 197-50107-12</p>  <p>5 PLAYER ROD YELLOW 1EA</p> | <p>⑬ 197-50107-13</p>  <p>1 PLAYER ROD BLACK 1EA</p> | <p>⑭ 197-50107-14</p>  <p>2 PLAYER ROD BLACK 1EA</p> | <p>⑮ 197-50107-15</p>  <p>3 PLAYER ROD BLACK 1EA</p> |
| <p>⑯ 197-50107-16</p>  <p>5 PLAYER ROD BLACK 1EA</p> | <p>⑰ 197-50107-17 (PRE-INSTALLED)</p>  <p>PLAYER - YELLOW 11 EA</p> | <p>⑱ 197-50107-18 (PRE-INSTALLED)</p>  <p>PLAYER - BLACK 11 EA</p> | <p>⑲ 197-50107-19</p>  <p>BALL RETURN TRAY 2EA</p> | <p>⑳ 197-50107-20</p>  <p>SCORER 2EA</p> |
| <p>㉑ 197-50107-21</p>  <p>SOCCER 4EA</p> | <p>㉒ 197-50107-22</p>  <p>6x30MM LEG BOLT 12EA</p> | <p>㉓ 197-50107-23</p>  <p>22MM WASHER 12EA</p> | <p>㉔ 197-50107-24</p>  <p>6x30MM BOLT 4EA</p> | <p>㉕ 197-50107-25</p>  <p>18MM WASHER 4EA</p> |
| <p>㉖ 197-50107-26</p>  <p>STEEL SUPPORT ROD 2EA</p> | <p>㉗ 197-50107-27</p>  <p>SUPPORT ROD NUT 4EA</p> | <p>㉘ 197-50107-28</p>  <p>WOOD SUPPORT BRACE 2EA</p> | <p>㉙ 197-50107-29</p>  <p>3.5X25MM FLAT HEAD SCREW 4EA</p> | <p>㉚ 197-50107-30</p>  <p>3.5X7MM WASHER HEAD SCREW 14EA</p> |
| <p>㉛ 197-50107-31</p>  <p>4X20MM WASHER HEAD BOLT 8EA</p> | <p>㉜ 197-50107-32</p>  <p>LEG LEVELER 4EA</p> | <p>㉝ 197-50107-33</p>  <p>ALLEN KEY 1EA</p> | | |

FIG:1

Step 1 -
Insert Player Rods #9 through #16 (follow order shown) into Side Apron #1.
(Place side panel upside down so the holes for the men are closest to the floor before inserting the men)

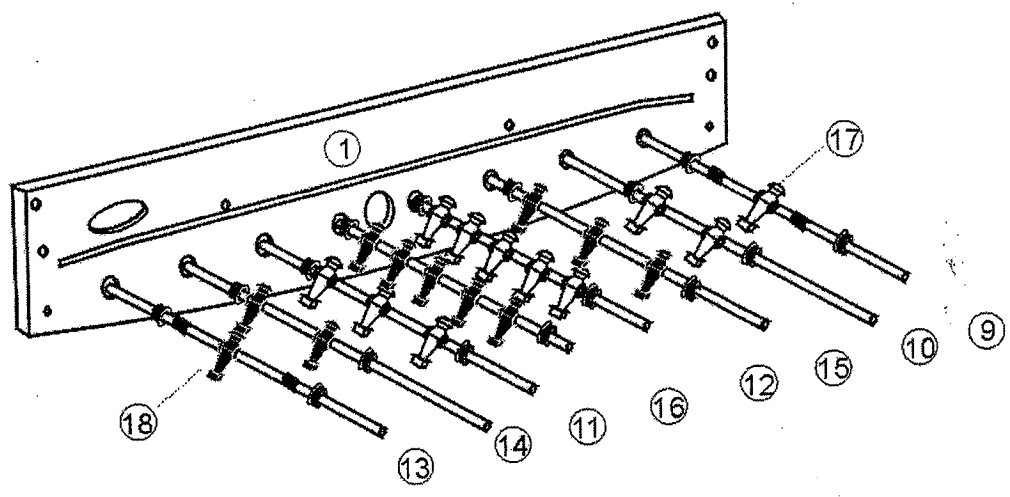
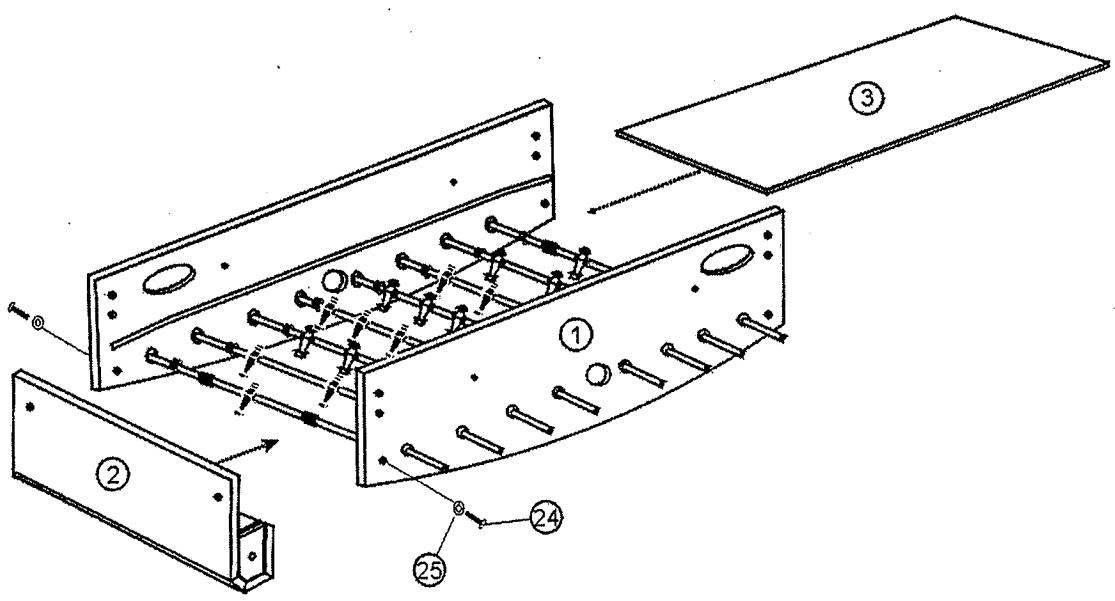


FIG:2



Step 2 -
Place the other Side Apron #1 over the other end of the rods. Next insert the Playfield #3 (upside down) into the grooves on the side aprons. Attach the End Aprons #2 to each end of the table using Bolt #24 and Washer #25.

Step 3 -

Place the Wood Support Braces #28 on the Playfield #3 so the grooves are facing up. Slide the Steel Support Rods #26 through the appropriate holes on the side panel and through the grooves in the Wood Support #28. Tighten these rods using Support Rod Nut #27. Next attach Ball Return Tray #19 to the side and end aprons using Washer #30.

FIG:3

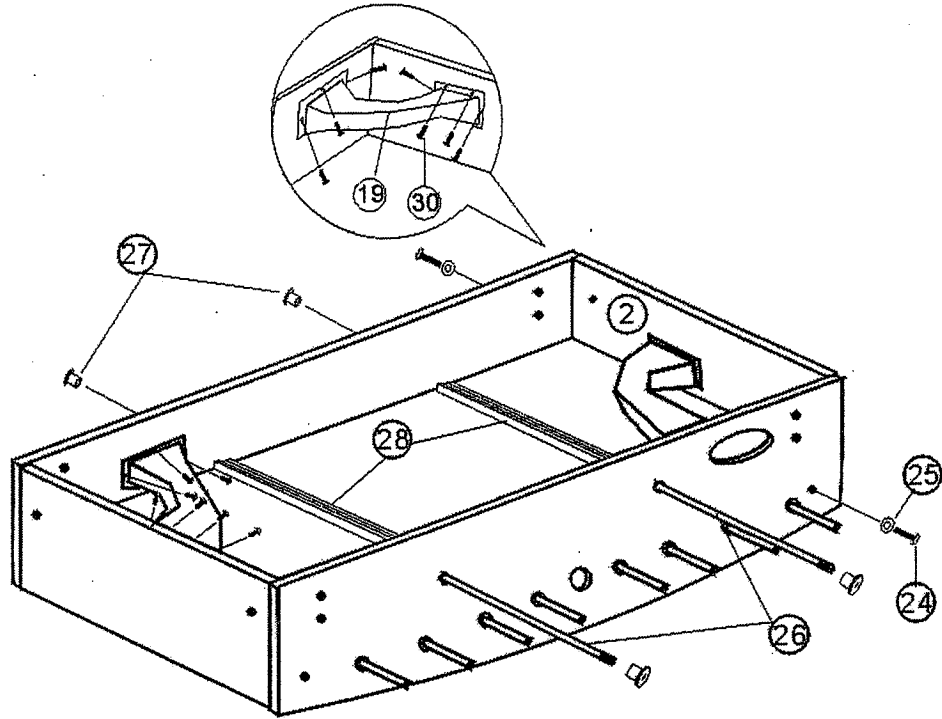
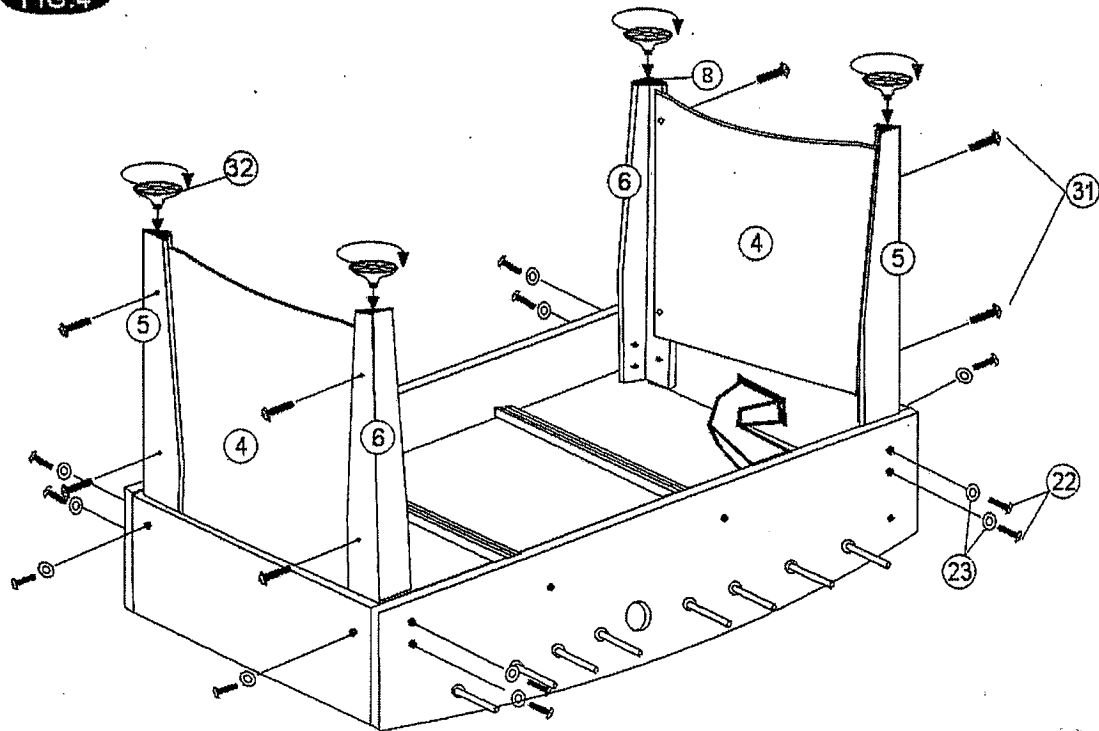


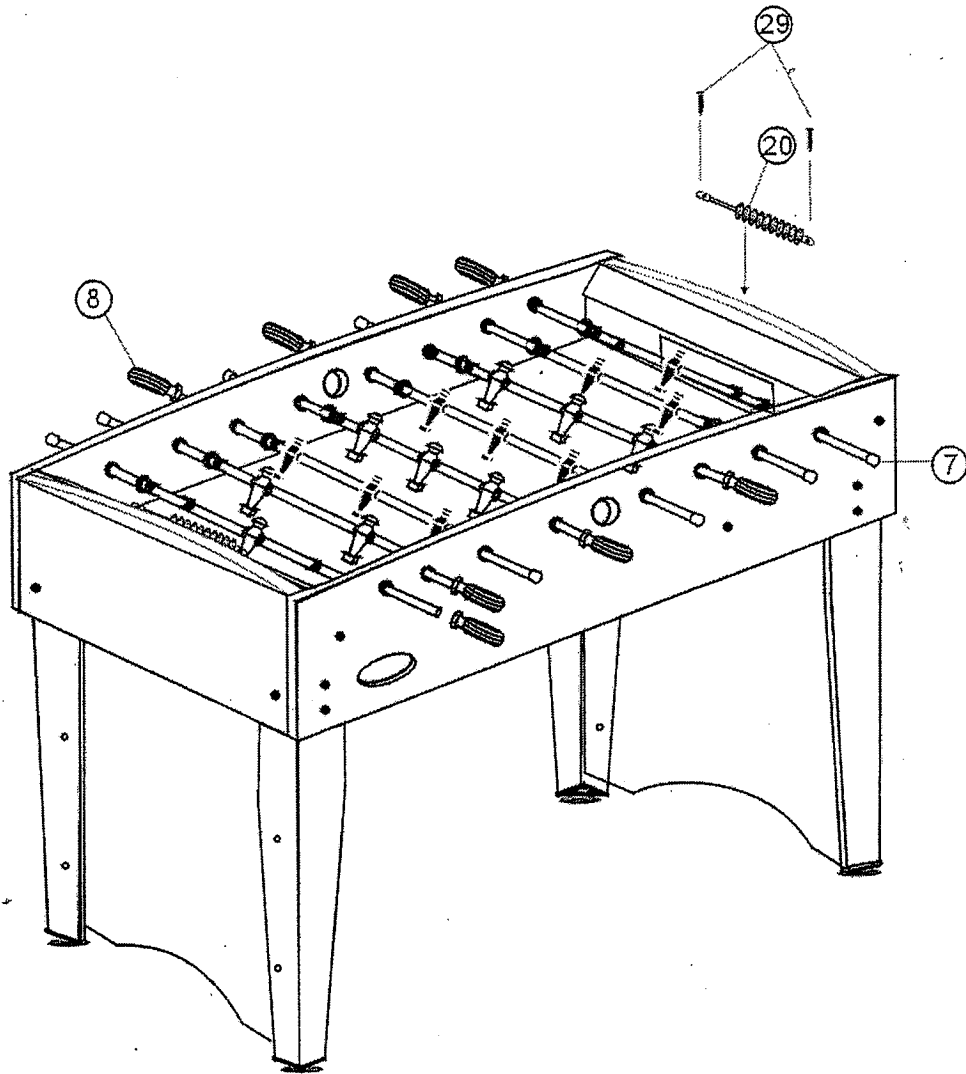
FIG:4



Step 4 -

Attach Left Legs #5 and Right Legs #6 to the table using Leg Bolts #22 and Washers #23. (Make sure to place the legs as they are positioned in the diagram). Screw in Leg Levelers #32 in a clock-wise motion. Next attach Leg End Panels #4 to the legs using Washer Head Bolts #31.

FIG:5



Step 5 -
Carefully flip the table over with the help of another adult. Next attach the Scorer #20 to the table using Flat Head Screw #29. Next attach Hand Grips #8 and Rod End Caps #7 to each of the rods. Enjoy the game!

PARTS ORDER FORM

If for some reason you are missing any assembly parts for your Halex game table, please call the Regent Sports Customer Service line at (877) 516-9707 (toll free) between the hours of 10:00am and 5:00pm EST or go online at www.regent-halex.com for parts ordering. Please refer to the REGENT SPORTS LIMITED WARRANTY concerning missing and defective parts.

Parts also may be ordered by filling out the form below. Please fill in all the information and return to:

REGENT SPORTS CORP.
45 RANICK ROAD
HAUPPAUGE, NEW YORK, 11788
ATTN: CUSTOMER SERVICE

REGENT SPORTS CORP. requires that all orders for replacement parts must be paid by check, money order, VISA, or MC. Cash is not accepted. Please make all checks or money orders payable to REGENT SPORTS CORP. *Please note all prices include shipping and handling.*

Name of Purchaser: _____
Address: _____
City: _____
State: _____ Zip Code: _____
Phone: _____

| PART # | DESCRIPTION | QUANTITY | PRICE | TOTAL COST |
|--------------|---------------------------------|----------|------------|------------|
| 197-50107-01 | Side Apron | 2 | \$30.00 ea | |
| 197-50107-02 | End Apron Assembly | 2 | \$25.00 ea | |
| 197-50107-03 | Playfield | 1 | \$25.00 ea | |
| 197-50107-04 | Leg End Panel | 2 | \$20.00 ea | |
| 197-50107-05 | Left Leg | 2 | \$15.00 ea | |
| 197-50107-06 | Right Leg | 2 | \$15.00 ea | |
| 197-50107-07 | Rod End Cap | 8 | \$1.50 ea | |
| 197-50107-08 | Hand Grip | 8 | \$4.00 ea | |
| 197-50107-09 | 1-Player Yellow Rod | 1 | \$15.00 ea | |
| 197-50107-10 | 2-Player Yellow Rod | 1 | \$16.00 ea | |
| 197-50107-11 | 3-Player Yellow Rod | 1 | \$17.00 ea | |
| 197-50107-12 | 5-Player Yellow Rod | 1 | \$18.00 ea | |
| 197-50107-13 | 1-Player Black Rod | 1 | \$15.00 ea | |
| 197-50107-14 | 2-Player Black Rod | 1 | \$16.00 ea | |
| 197-50107-15 | 3-Player Black Rod | 1 | \$17.00 ea | |
| 197-50107-16 | 5-Player Black Rod | 1 | \$18.00 ea | |
| 197-50107-17 | Yellow Player | 11 | \$5.00 ea | |
| 197-50107-18 | Black Player | 11 | \$5.00 ea | |
| 197-50107-19 | Ball Return Tray | 2 | \$5.00 ea | |
| 197-50107-20 | Slide Scorer | 2 | \$5.00 ea | |
| 197-50107-21 | Soccer Ball | 4 | \$3.00 ea | |
| 197-50107-22 | 8 x 30 MM Leg Bolt | 12 | \$1.50 ea | |
| 197-50107-23 | 22 MM Washer | 12 | \$1.50 ea | |
| 197-50107-24 | 6 x 30 MM Bolt | 4 | \$1.50 ea | |
| 197-50107-25 | 18 MM Washer | 4 | \$1.50 ea | |
| 197-50107-26 | Steel Support Rod | 2 | \$5.00 ea | |
| 197-50107-27 | Support Rod Nut | 4 | \$1.50 ea | |
| 197-50107-28 | Wood Support Brace | 2 | \$7.00 ea | |
| 197-50107-29 | 3.5 MM x 25 MM Flat Head Screw | 4 | \$1.50 ea | |
| 197-50107-30 | 3.5 MM x 7 MM Washer Head Screw | 14 | \$1.50 ea | |
| 197-50107-31 | 4 x 20 MM Washer Head Bolt | 8 | \$1.50 ea | |
| 197-50107-32 | Leg Leveler | 4 | \$5.00 ea | |
| 197-50107-33 | Allen Key | 1 | \$1.50 ea | |

Also be sure to check out our web site at:

www.regent-halex.com

• Parts Ordering • Owners Manual • Product Information



© 2007
Regent Sports Corporation
Hauppauge, New York